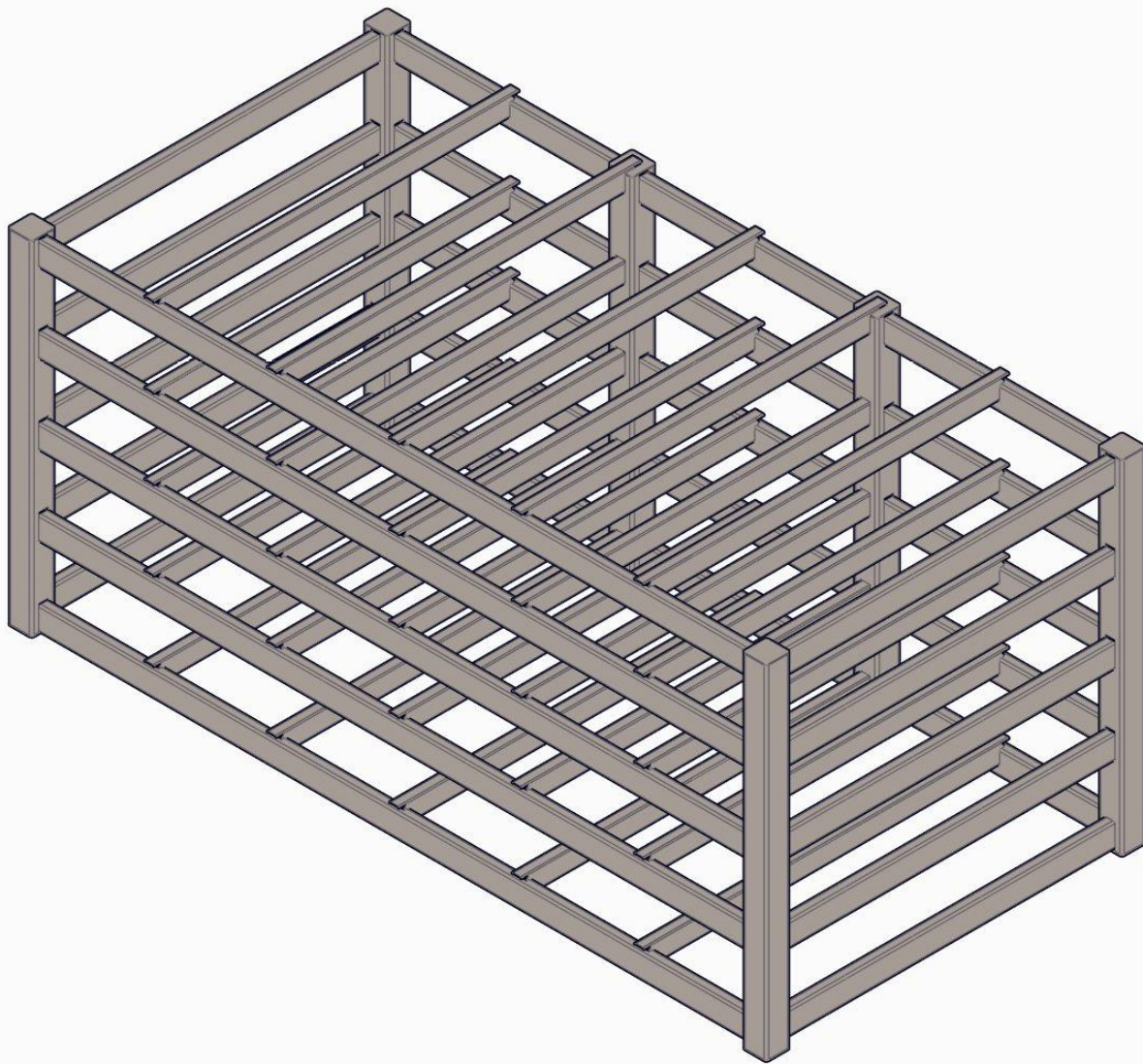


# HEAVY WEIGHT RACK

## 6FT

(HWRA-001-000)



# Contents

WARNING .....3

BILL OF MATERIALS.....4

GLOSSARY .....5

AWS SYMBOLS.....6

ASSEMBLY INSTRUCTIONS.....7

PART DRAWINGS ..... 23

# WARNING



## SAFETY WARNING: WELDING INVOLVED

Before you begin the assembly process, it's crucial to understand the risks and necessary precautions associated with welding. Please read and adhere to the following safety guidelines:

- **Professional Supervision:** If you're inexperienced in welding, consider seeking guidance or supervision from a trained professional. A small error can have significant consequences on the durability and safety of your furniture.
- **Protective Gear:** Welding can produce intense UV light, sparks, and spatter. Always use a welding helmet with the correct shade of lens, wear flame-resistant clothing, leather gloves, and safety boots. Safety glasses should be worn underneath the helmet for added eye protection.
- **Work in a Safe Environment:** Welding can produce harmful fumes and gases. Always work in a well-ventilated space, preferably outdoors. Remove any flammable materials from the vicinity, and always have a fire extinguisher on hand.
- **Pre-welding Inspection:** Thoroughly inspect the metal parts for any signs of damage, rust, or contamination. Clean the areas to be welded to ensure there are no oils, paints, or other materials that might interfere with the weld.
- **Equipment Check:** Before you start, ensure your welding machine is in proper working condition. Check cables, connectors, and welding gun for any damage or wear.
- **Avoid Water:** Never weld in wet conditions or touch the welding equipment with wet hands or gloves. Water is a conductor of electricity and can increase the risk of shocks.
- **Grounding:** Ensure that the piece you're welding is correctly grounded. A proper ground connection is essential for safety and for producing quality welds.
- **Post-welding Protocol:** Once you finish welding, let the welded parts cool down gradually. Rapid cooling can lead to metal warpage or structural weaknesses.
- **Stay Informed:** Familiarize yourself with the Material Safety Data Sheet (MSDS) for the metals you're working with and the filler materials you're using.
- **First Aid:** Keep a first aid kit nearby. In case of minor burns, immediately hold the affected area under cold running water for at least 10 minutes.
- **Limit Distractions:** Ensure that your workspace is free from unnecessary distractions. Focus is critical when welding to maintain consistent quality and safety.
- **Store Equipment Safely:** After completion, store your welding equipment in a dry, safe place away from children's reach.

Remember, your safety and the quality of your work go hand in hand. Always prioritize safety precautions and never rush the welding process. If you're ever uncertain about a step or safety measure, seek guidance before proceeding.

**Your safety is our top priority! No task justifies risking injury.**

# BILL OF MATERIALS

See page 23 for detailed drawings of each part.

ITEM	PART NUMBER	DESCRIPTION	REV	MATERIAL	QTY.
1	HWRA-051-000	Heavy Weight Rack Leg 6 Ft	A-1	SQ_A500_5X5_0.25T	4
2	HWRA-052-000	Heavy Weight Rack Middle Leg 6 Ft	A-1	SQ_A500_5X5_0.25T	2
3	HWRA-053-000	Heavy Weight Rack Reacher	A-1	RT_A500_5X2_0.1875T	10
4	HWRA-054-000	Heavy Weight Rack Front Stretcher	A-1	RT_A500_5X2_0.1875T	5
5	HWRA-055-000	Heavy Weight Rack Back Stretcher	A-1	RT_A500_5X2_0.1875T	15
6	HWRA-056-000	Heavy Weight Rack Mid Reacher	A-1	RT_A500_4X2_0.1196T	25
7	HWRA-057-000	Heavy Weight Rack Tube Plate	A-1	SM_A36_0.25T	10
8	HWRA-057-001	Heavy Weight Rack Middle Plate	A-1	SM_A36_0.25T	2

**\*\* ITEMS NOT PROVIDED**

# GLOSSARY

## METAL TUBE

**SQ\_A500\_2X2\_0.065T**

TYPE

MATERIAL

SIZE

MATERIAL  
THICKNESS

## SHEET METAL

**SM\_A36\_0.065T**

TYPE

MATERIAL

MATERIAL  
THICKNESS

### Type


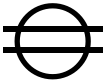


SQ = Square tube profile  
RT = Rectangle tube profile  
CR = Circle tube profile  
AG = Angle tube profile  
SM = Sheet Metal

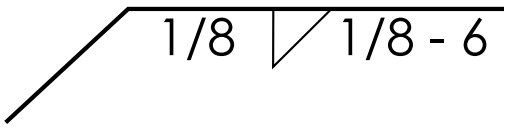
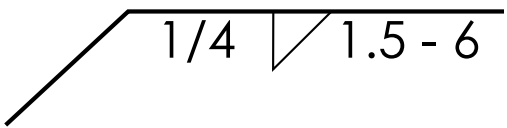
### Material Thickness

10ga – 0.1345"  
12ga – 0.1035"  
14ga – 0.075"  
16ga – 0.065"

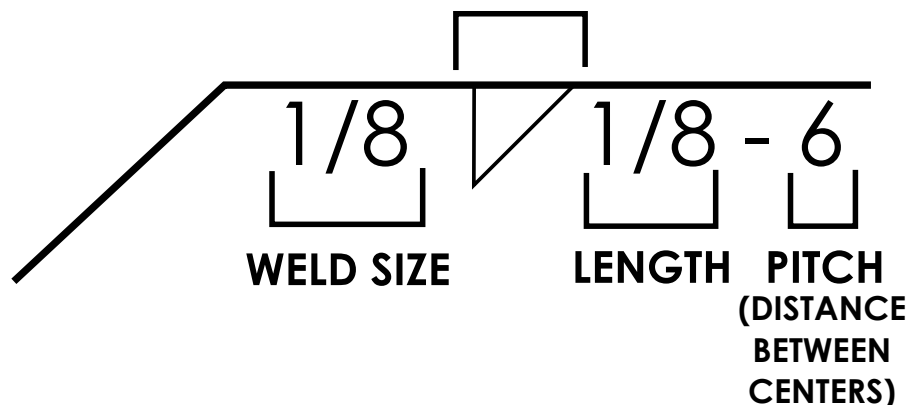
# AWS SYMBOLS

The following are some of the common weld symbols you will encounter when reading our assembly instructions.

AWS SYMBOL	NAME	DESCRIPTION
	<b>FILLET WELD</b>	Triangular weld joining two surfaces at right angles; common in T-joints and lap joints.
	<b>SEAM WELD</b>	Joins metal using a hole in the top piece, fusing with the bottom piece.
	<b>SPOT WELD</b>	Used for fusing overlapping metals at discrete points; often used in sheet metal fabrication.
	<b>PLUG WELD</b>	Process creating a consistent weld along overlapping materials; suitable for containers and cylindrical assemblies.

WELD INDICATION	DESCRIPTION
	<b>TACK WELD</b> (Small and temporary weld that hold parts together ready for final welding.)
	<b>FULLY WELD</b> (Last welding operation performed to complete a joint or structure, ensuring its integrity.)

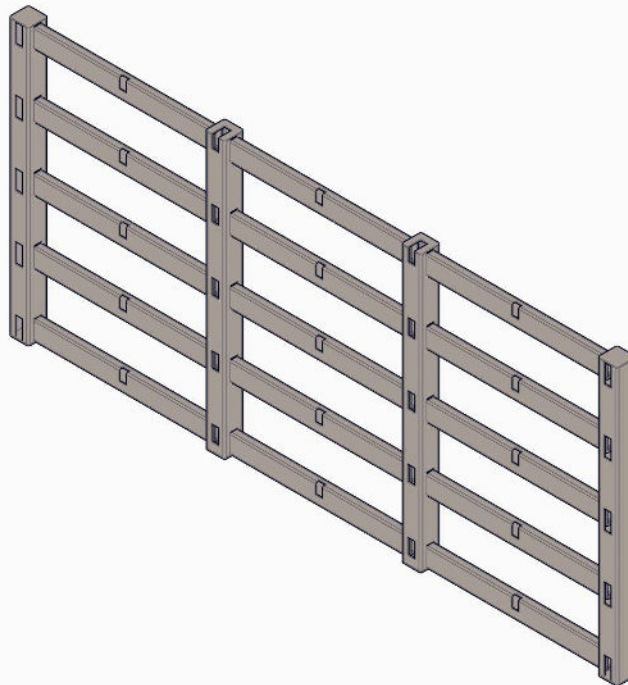
## WELD SYMBOL



This symbol tells us to make a 1/8" high Fillet Weld, 1/8" long (a "tack"), and to do so along the seam every 6" (the pitch).

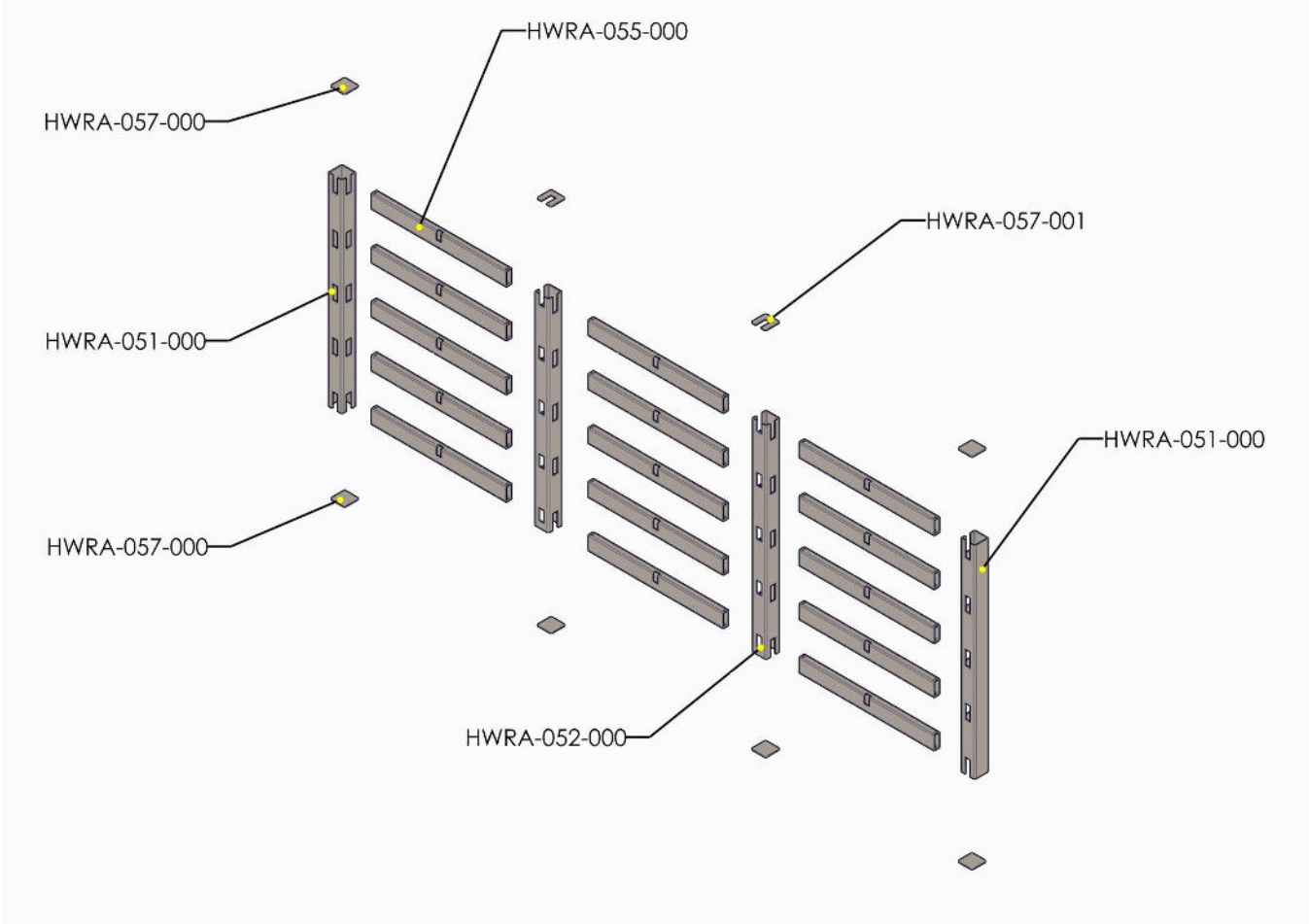
# ASSEMBLY INSTRUCTIONS

## 1



### NOTES:

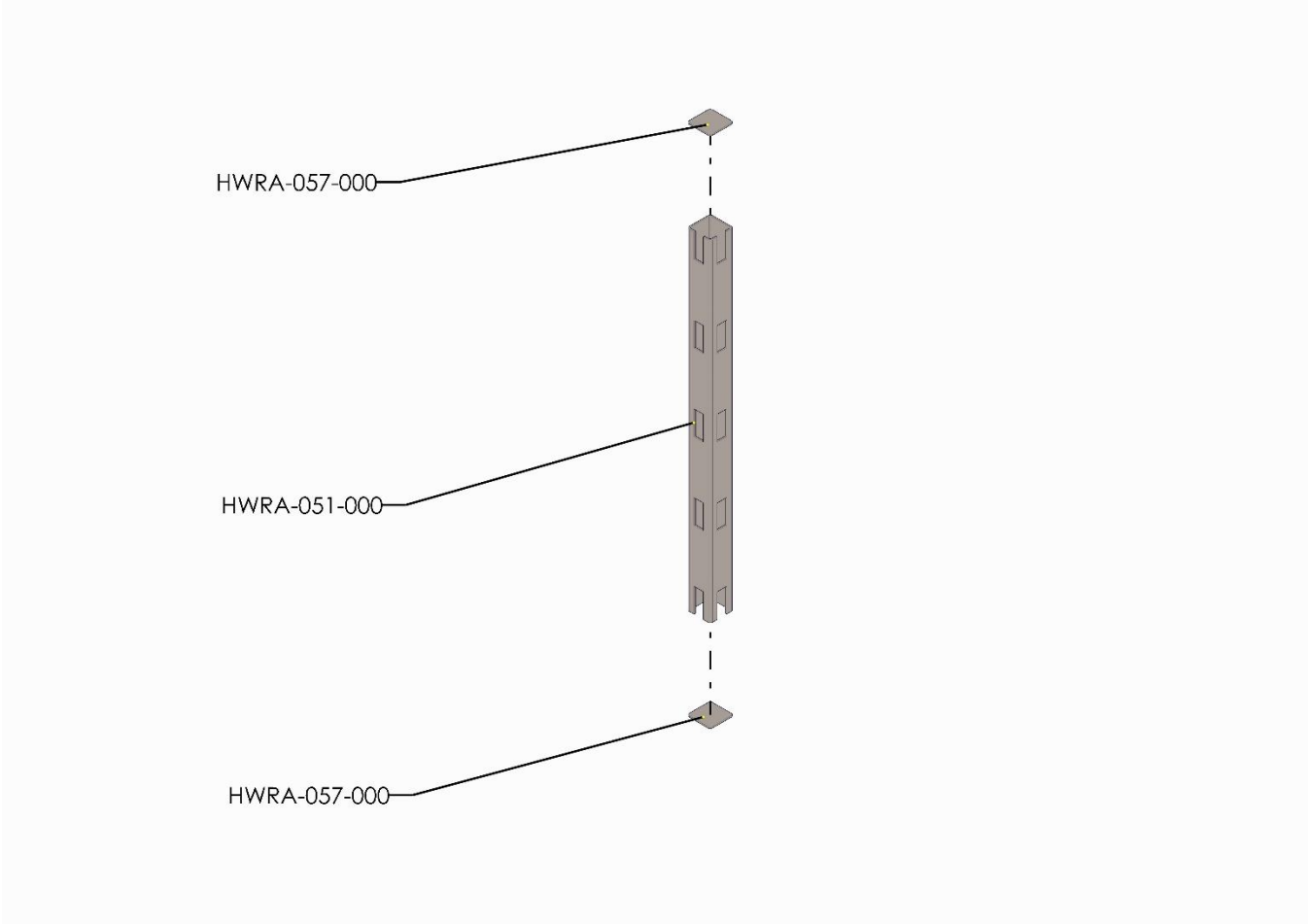
2



**NOTES:**

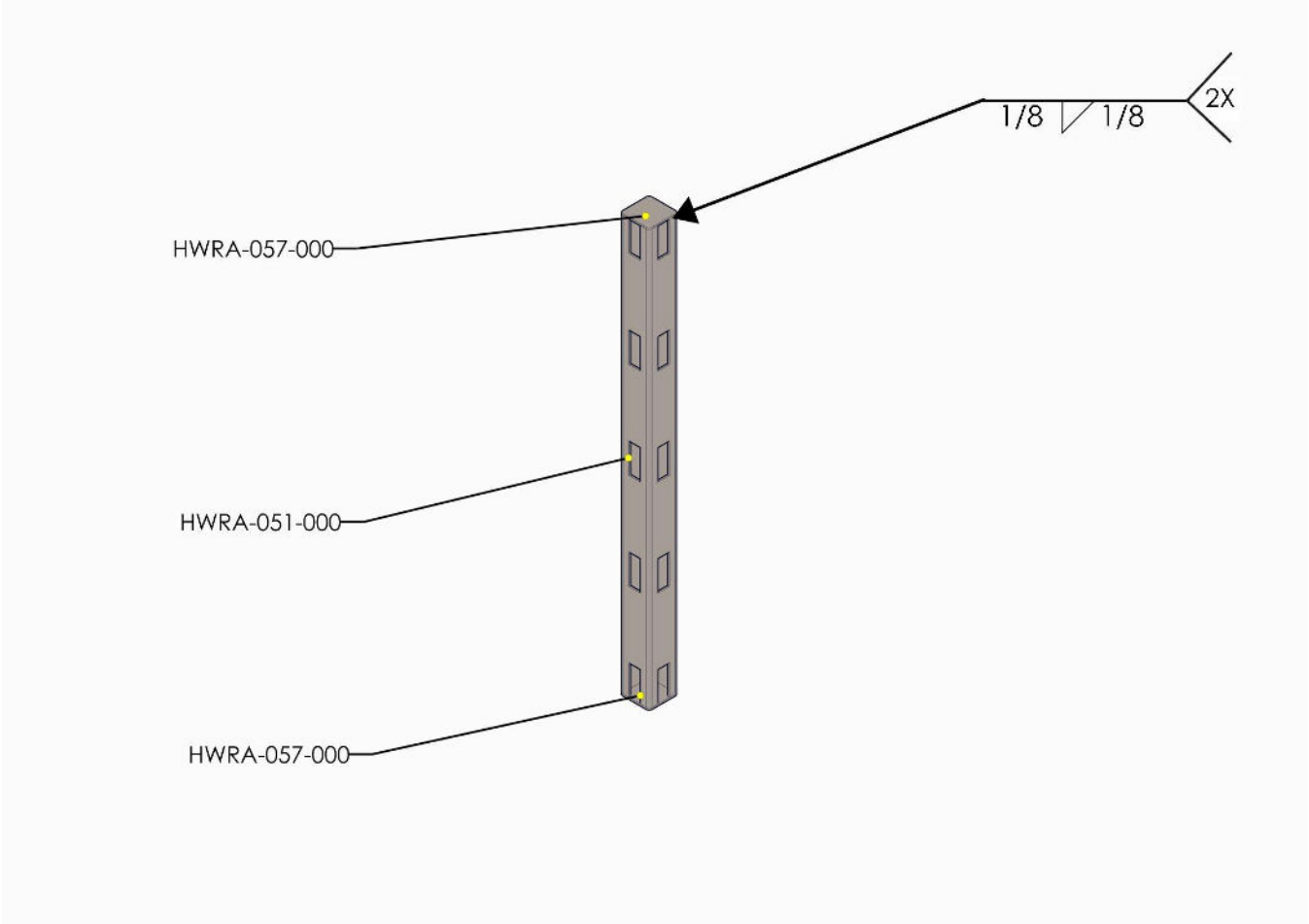


# 3



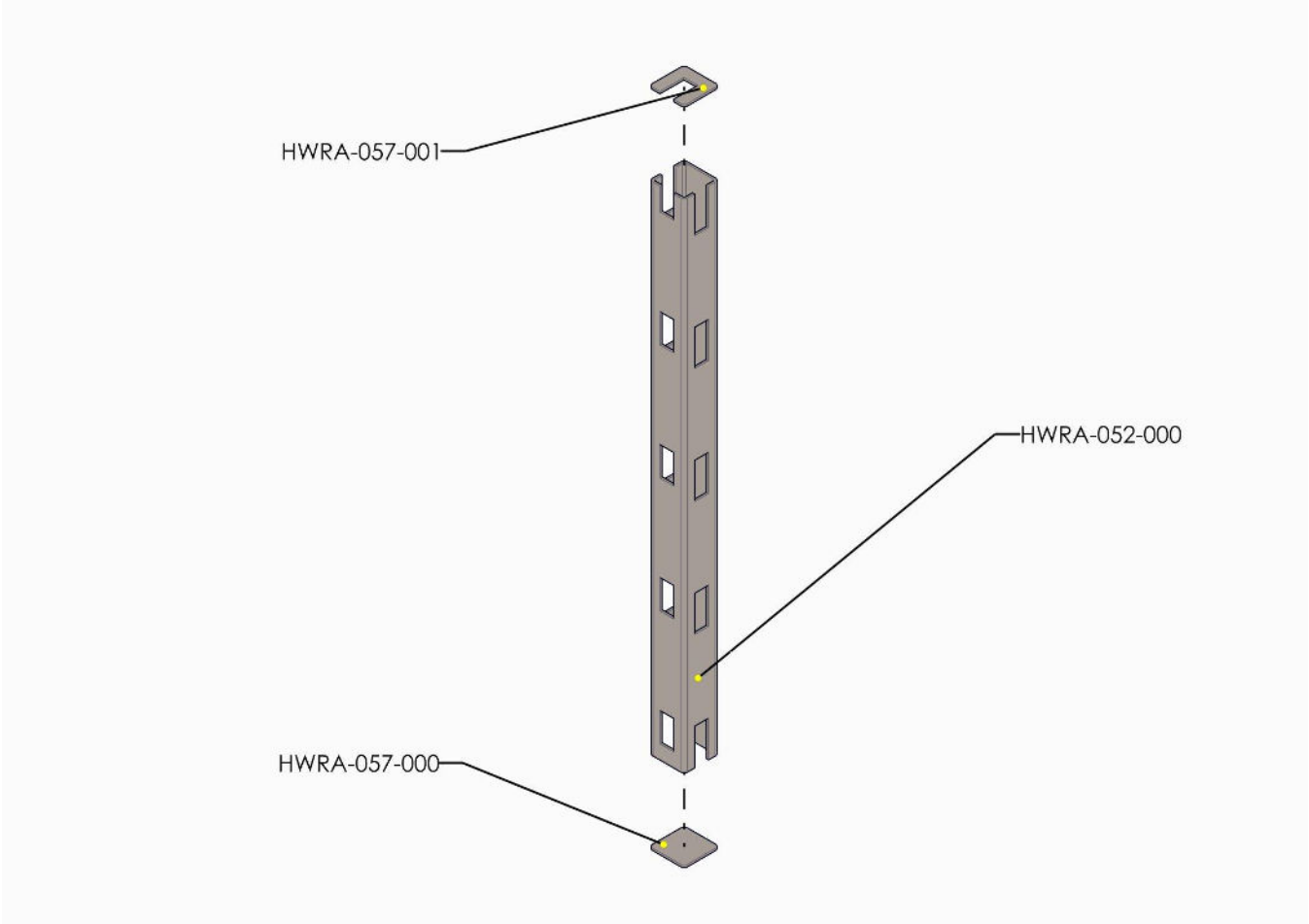
**NOTES:**

# 4



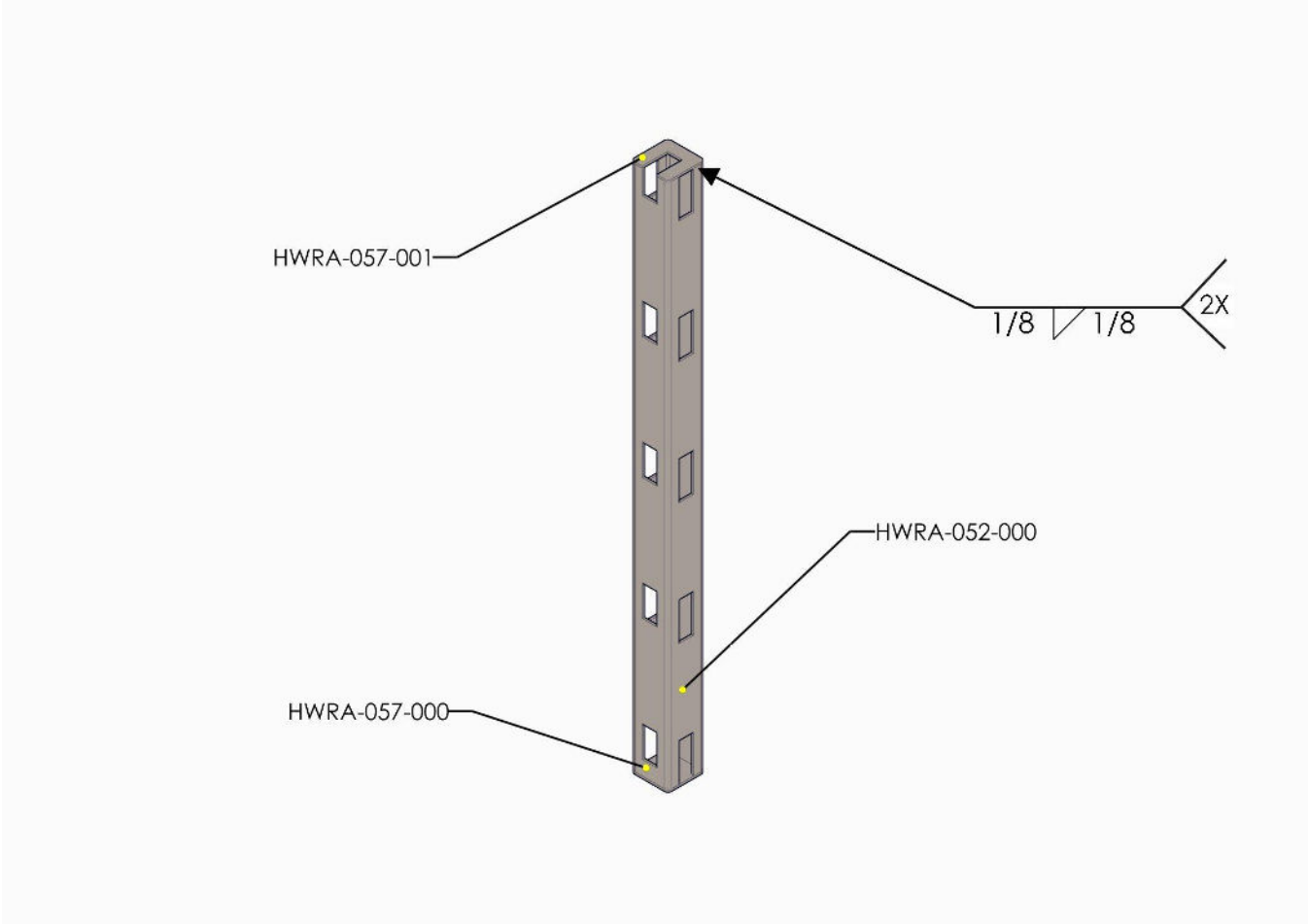
**NOTES:**

5



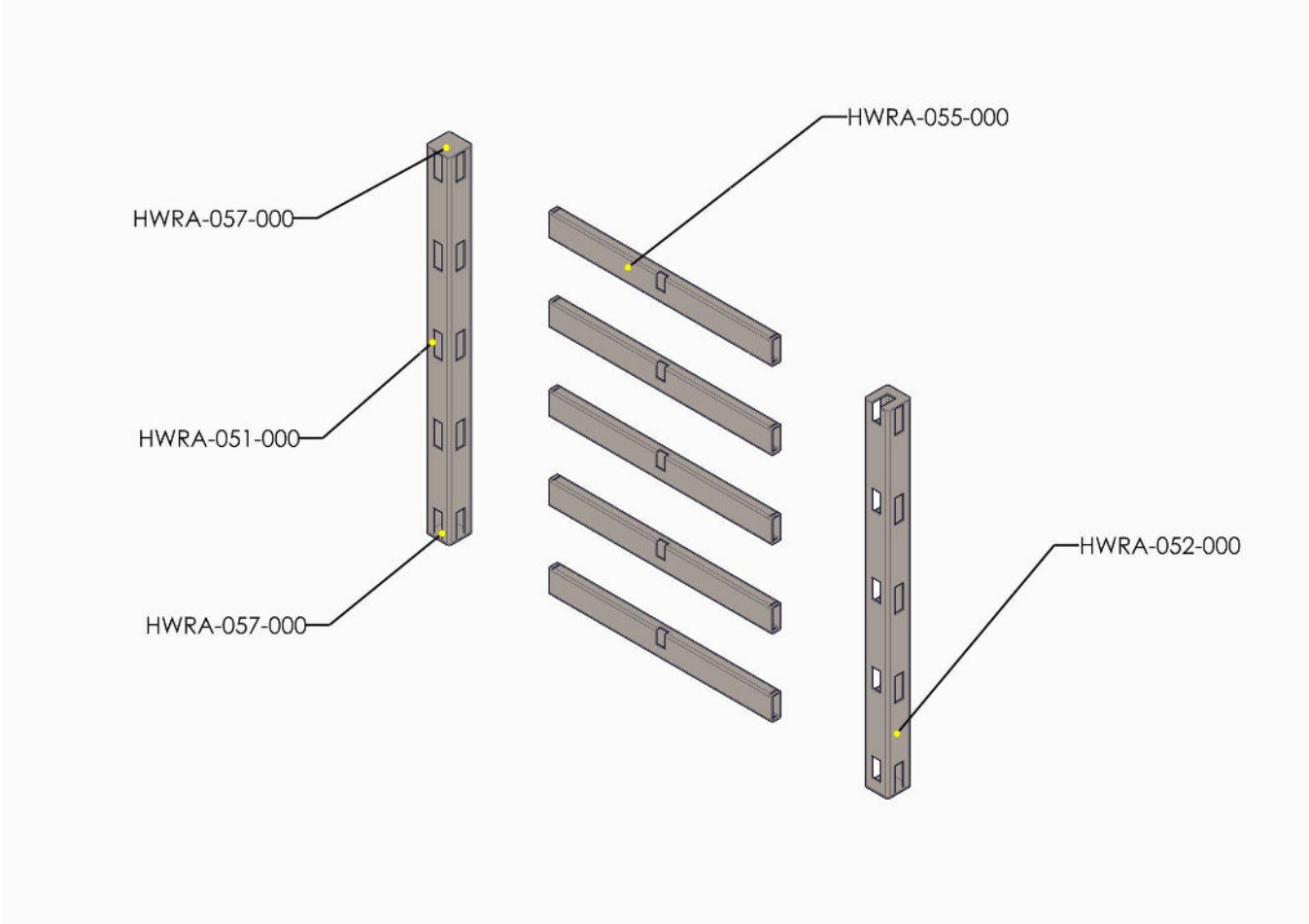
**NOTES:**

6



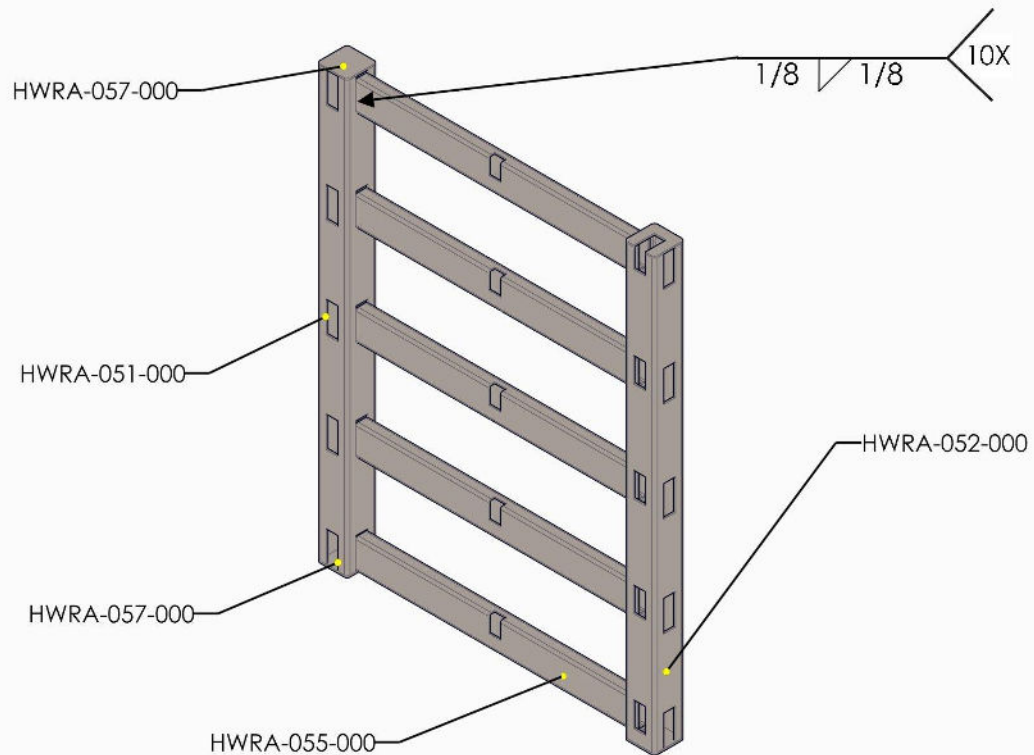
NOTES:

7



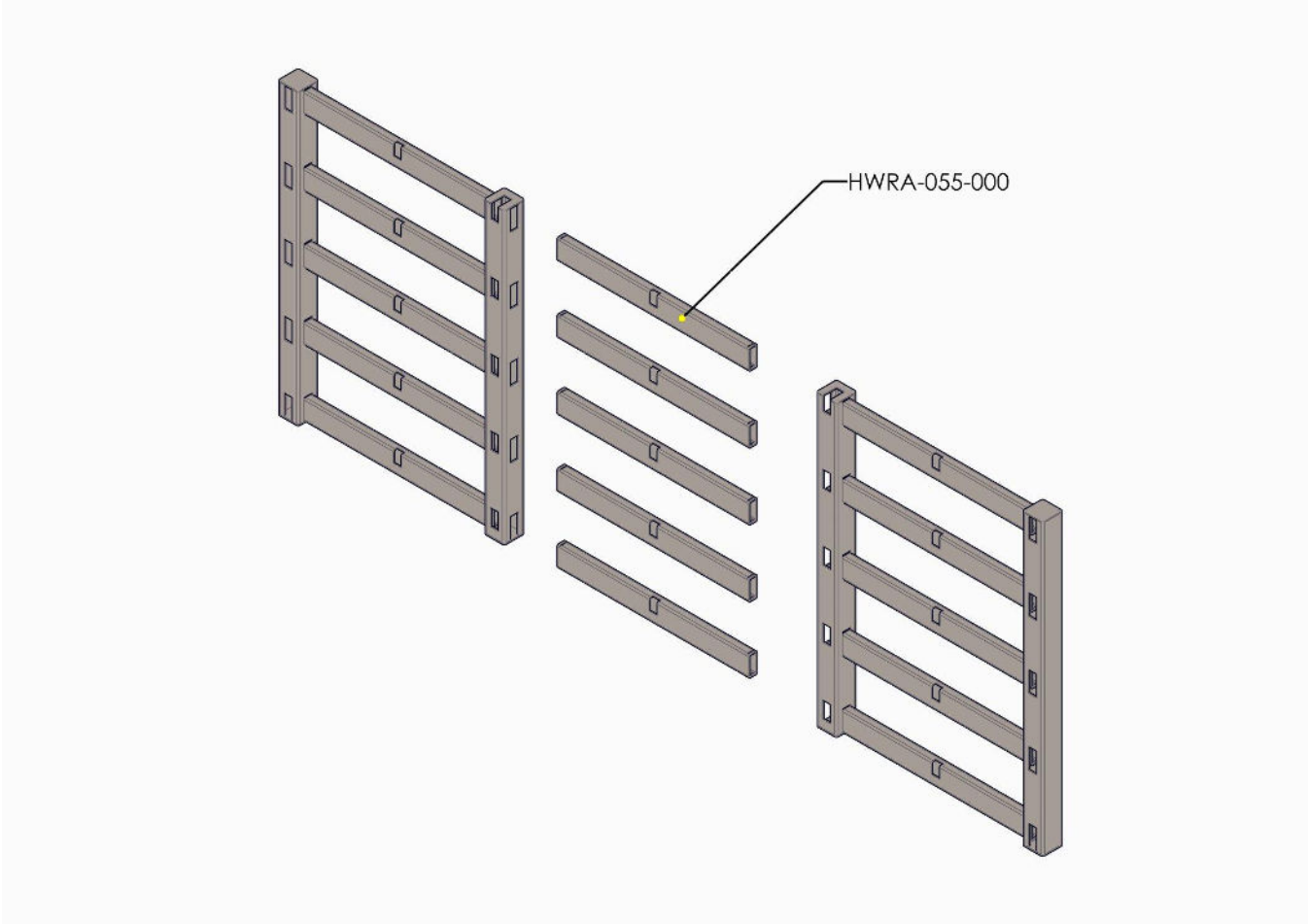
**NOTES:**

# 8

**NOTES:**

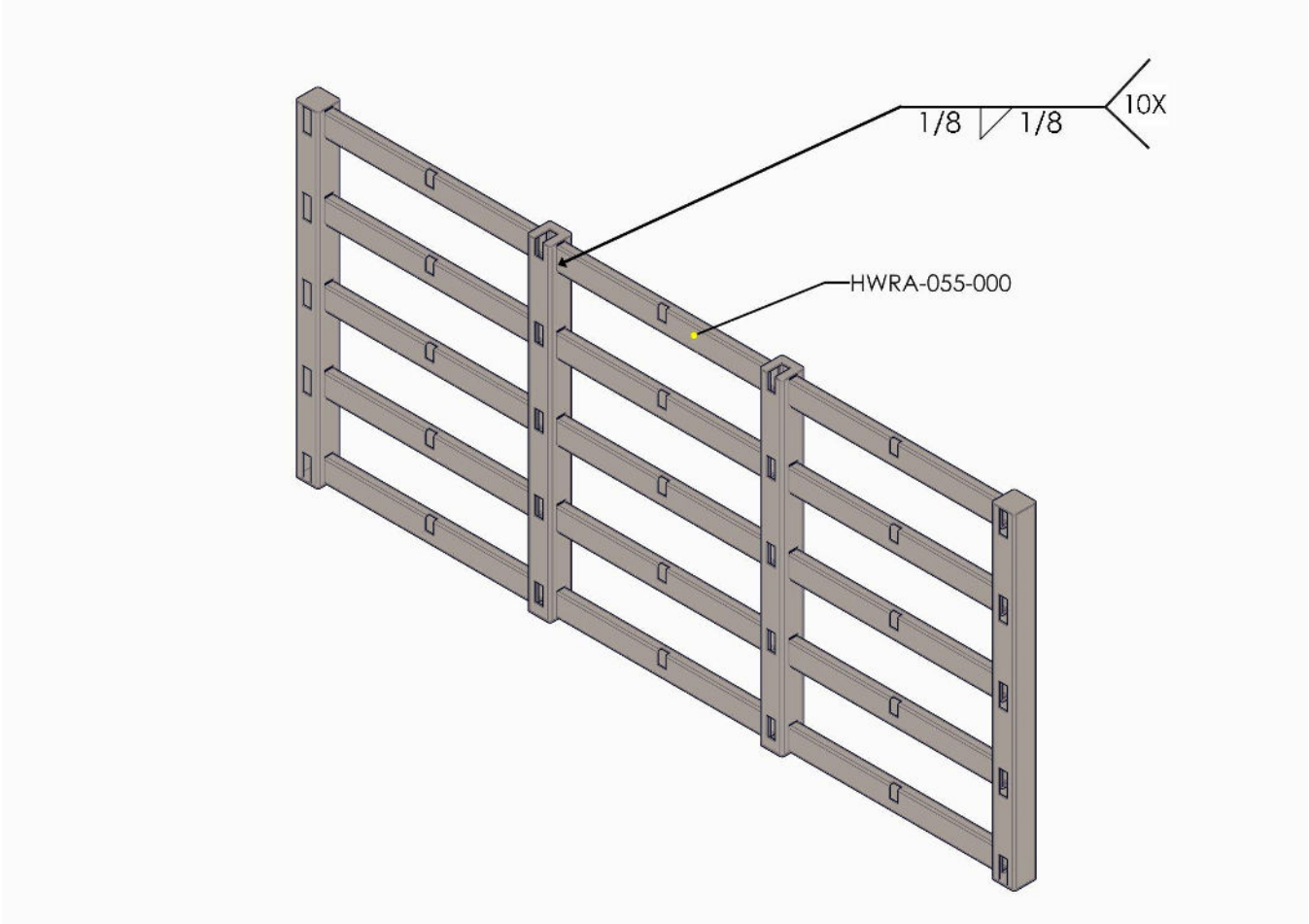
**Repeat this step to get the other stretcher.**

9



NOTES:

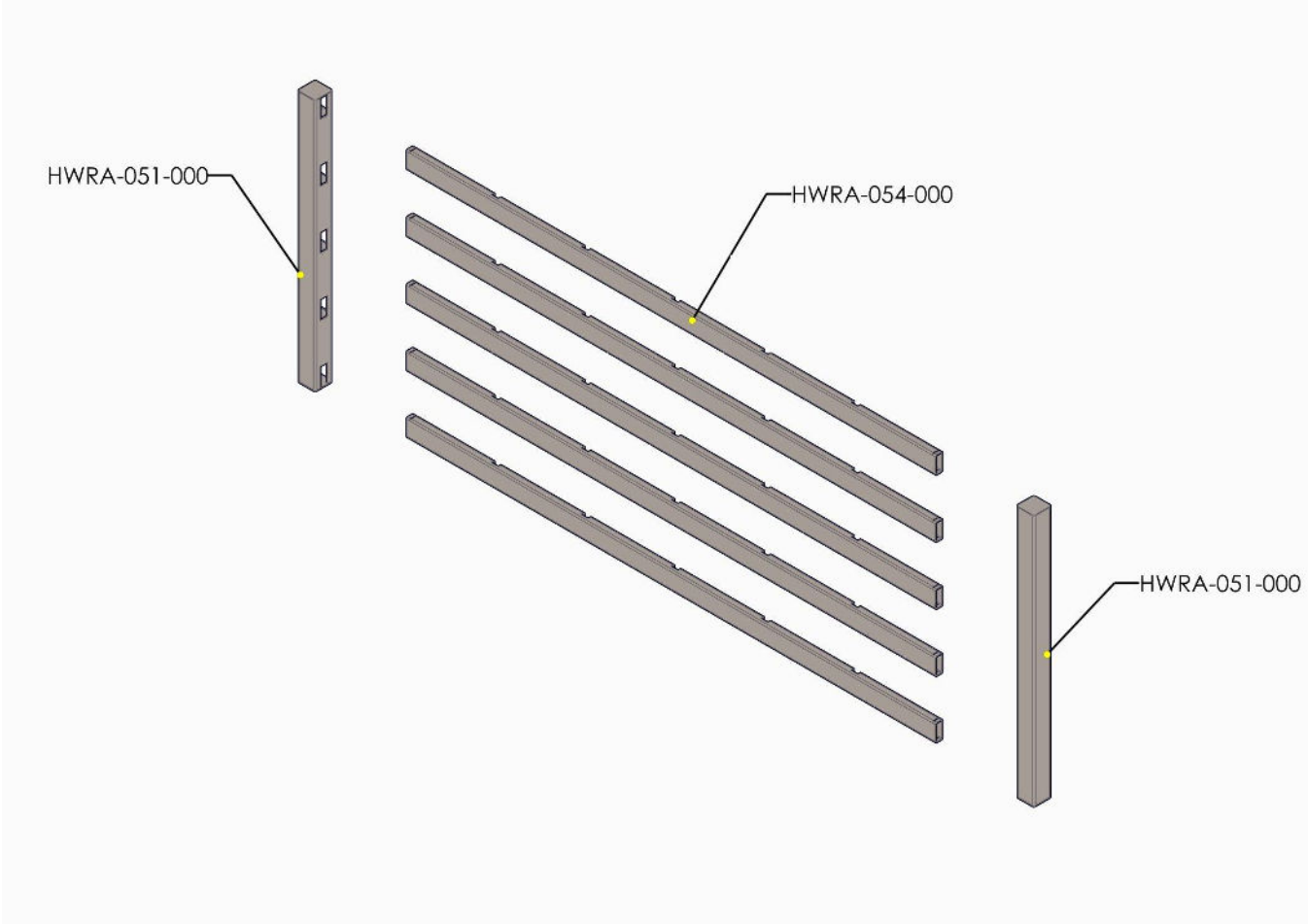
# 10



**NOTES:**

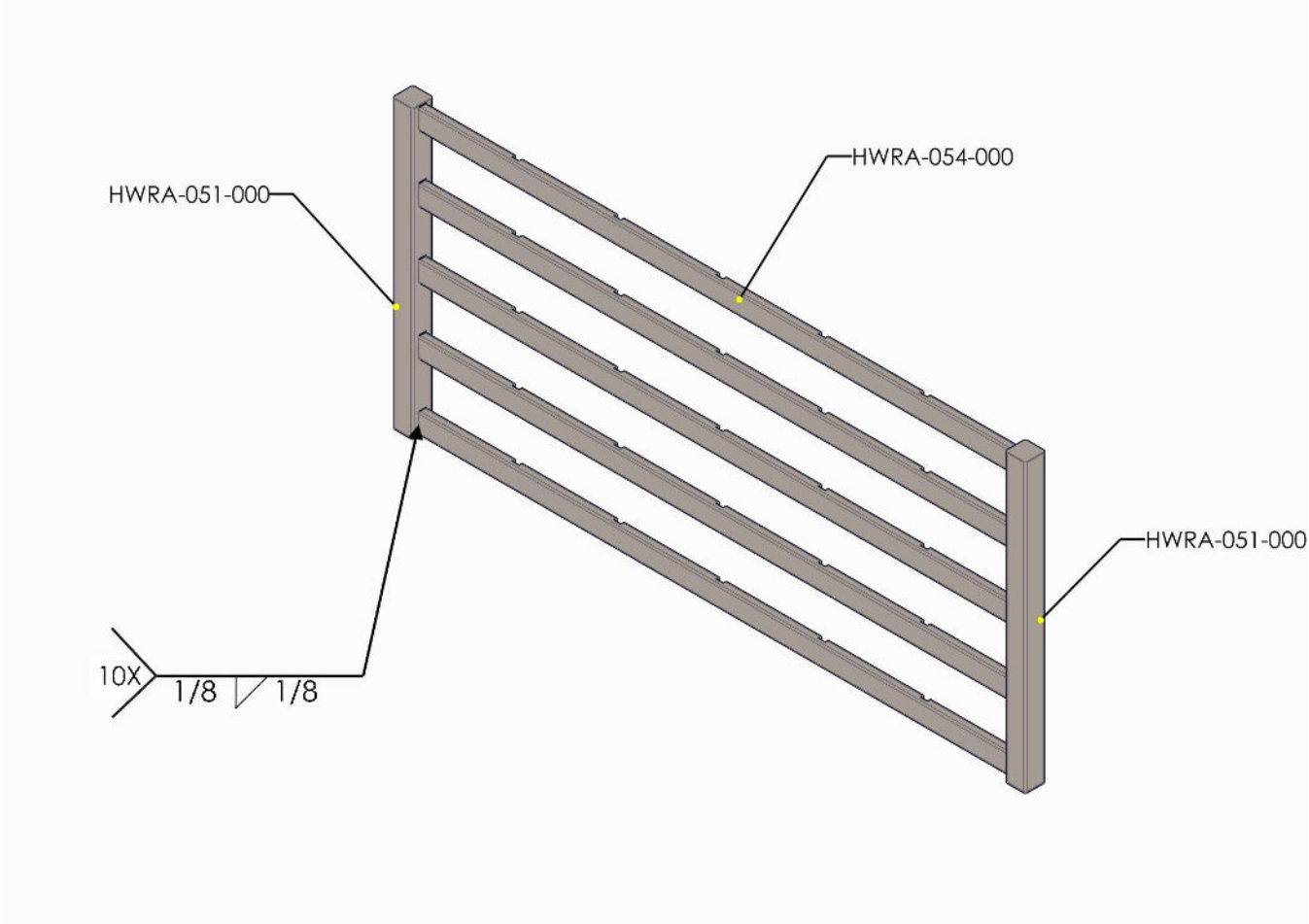


11



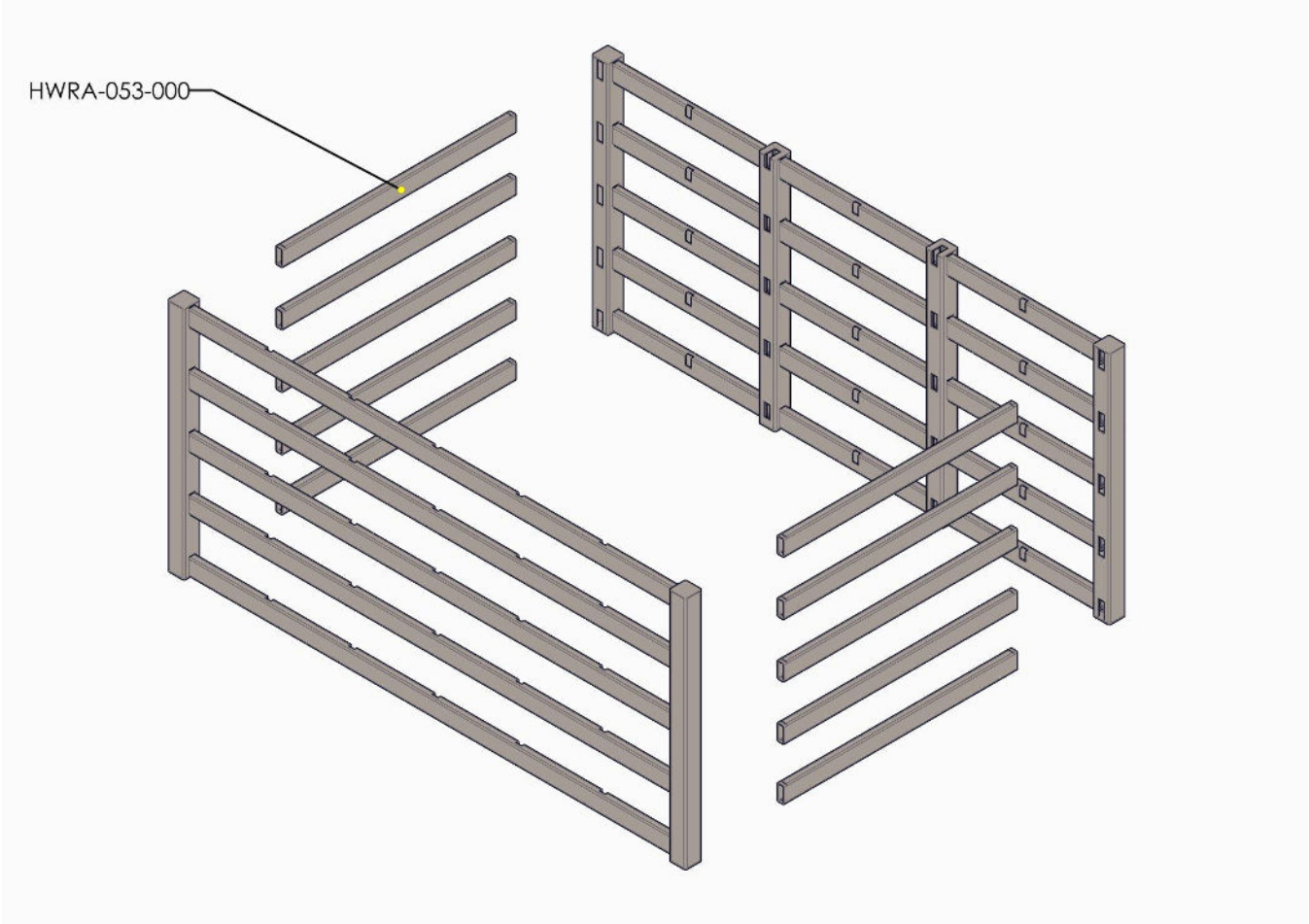
NOTES:

# 12



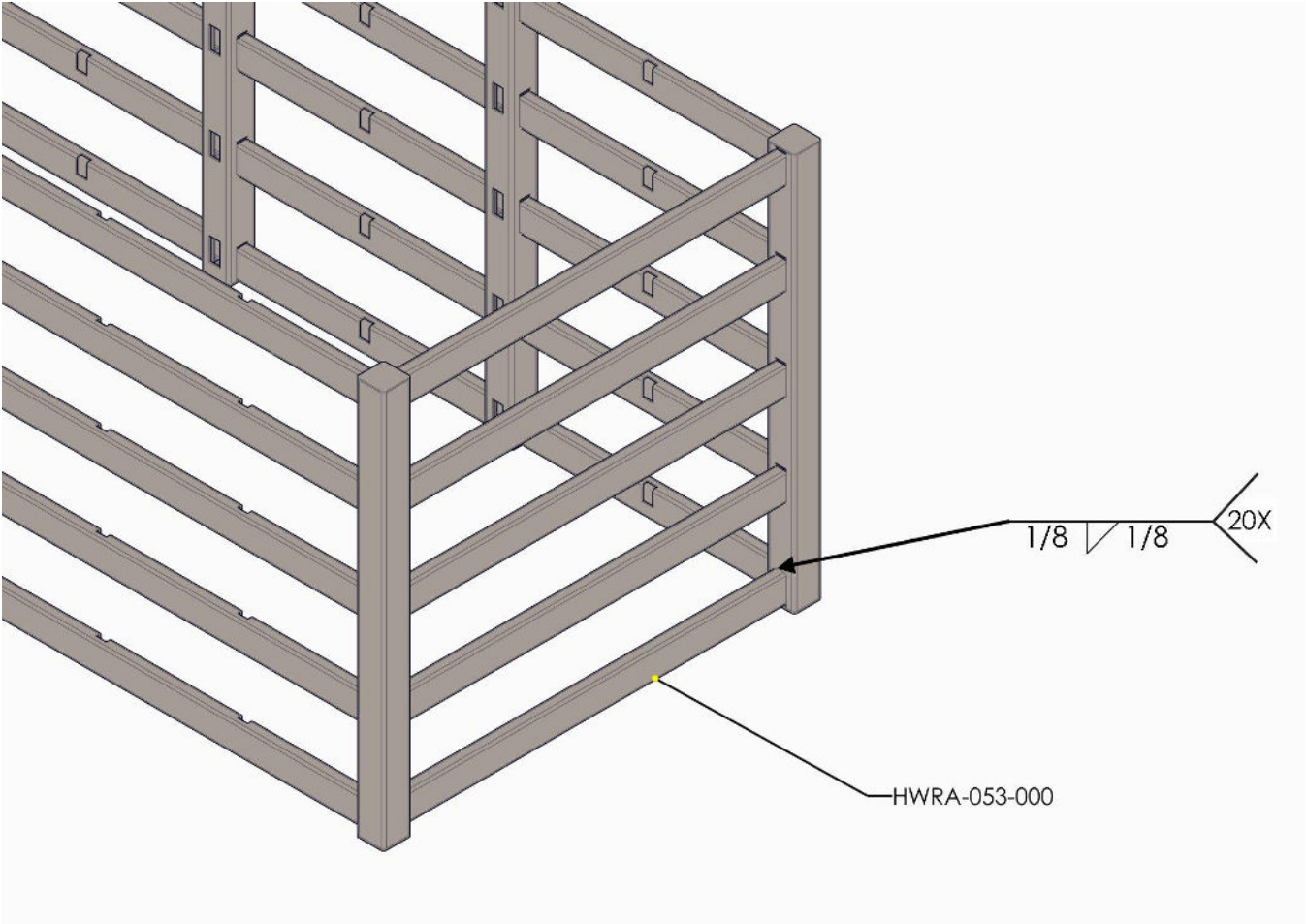
**NOTES:**

# 13



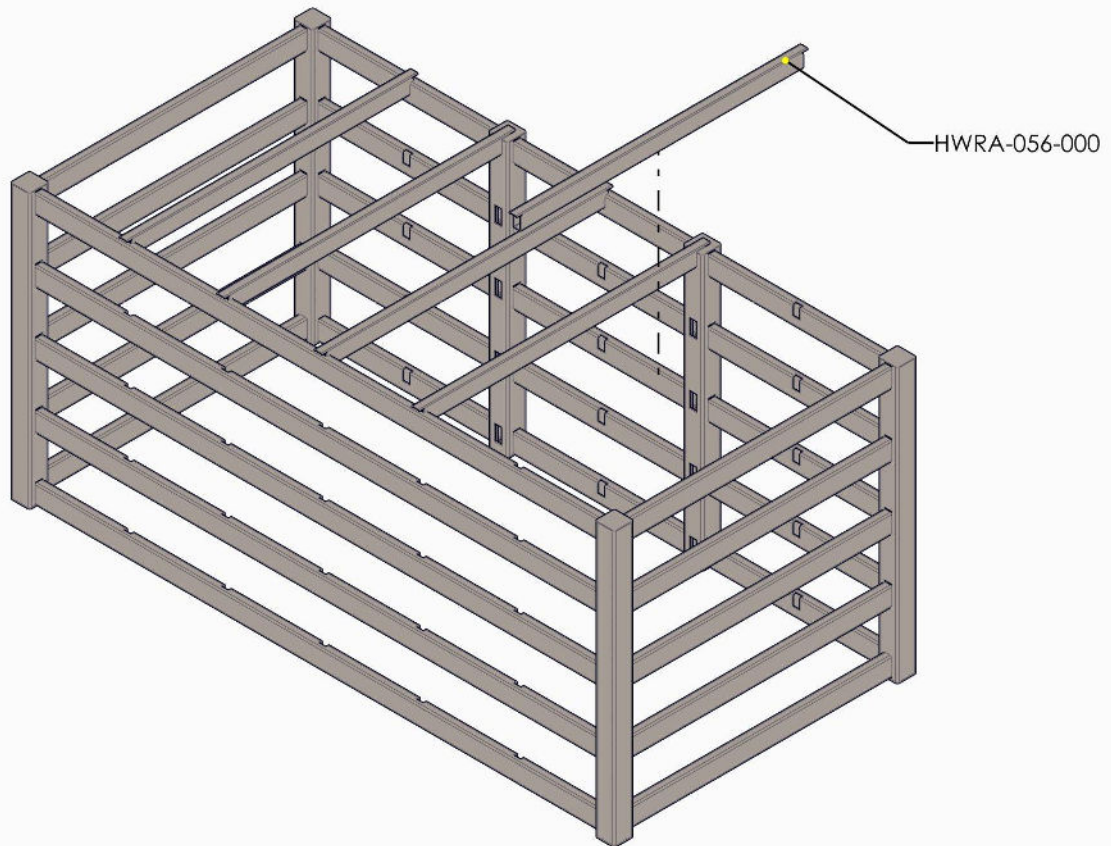
**NOTES:**

# 14



**NOTES:**

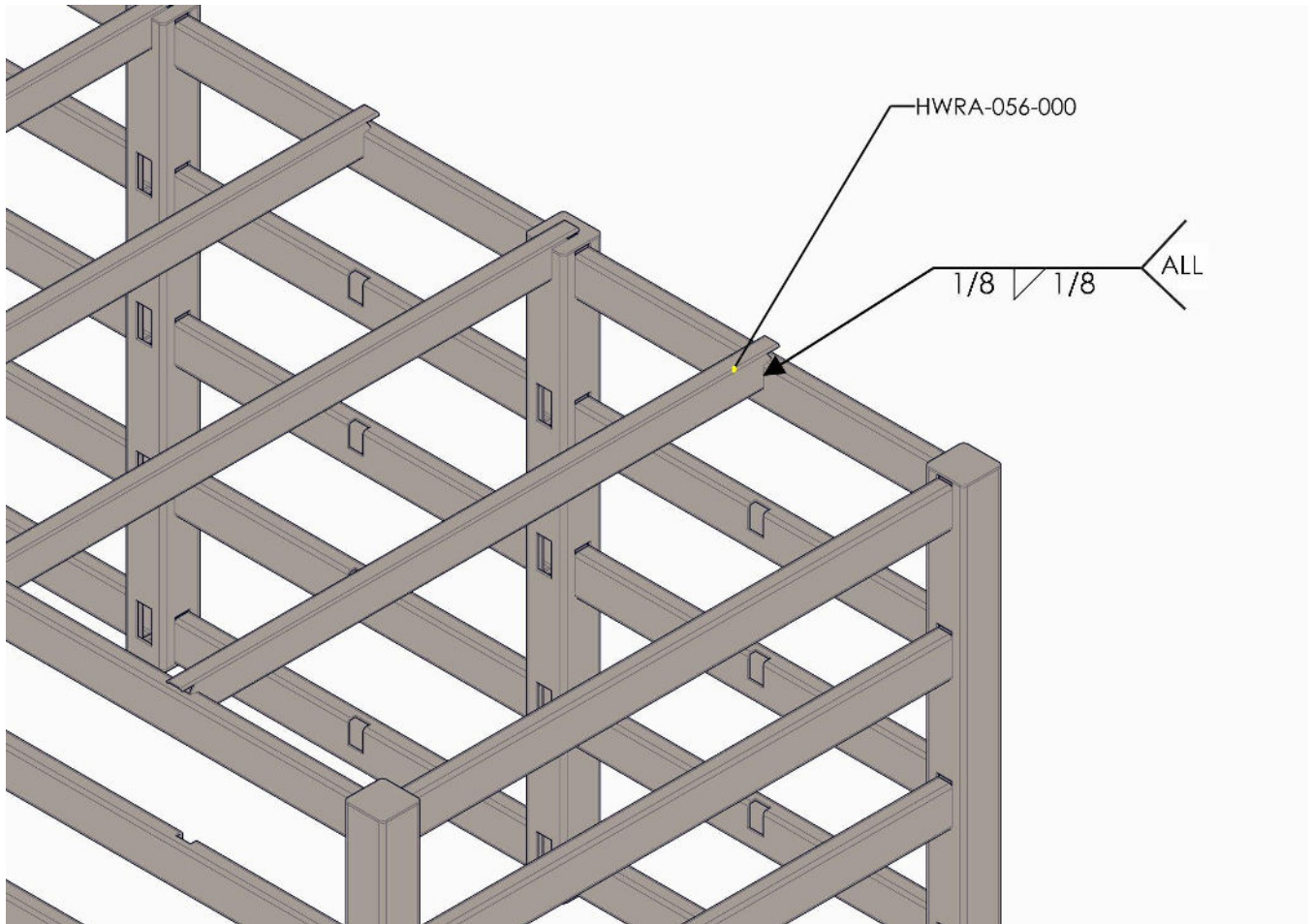
# 15



**NOTES:**



# 16

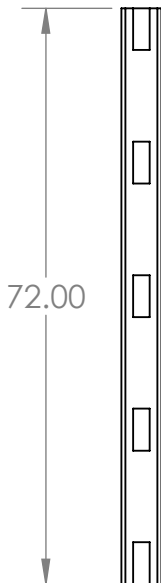
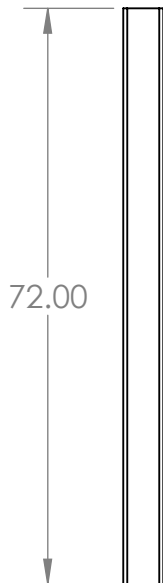
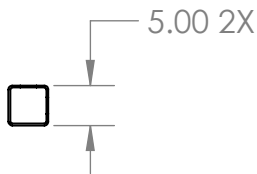
**NOTES:**

**NOW IS THE PERFECT TIME TO GO BACK AND FINISH WELDING ALL THE PREVIOUS TACK WELDS**

**WE RECOMMEND A 0.25" HIGH FILLET WELD, 1.5" LONG**

# PART DRAWINGS

REVISIONS			
REV.	DESCRIPTION	DATE	APPROVED



DIMENSIONS ARE IN INCHES, UNLESS SPECIFIED OTHERWISE



101 INDUSTRIAL CT, CONROE, TX 77301 | PH: 281-238-9652

PROPRIETARY AND CONFIDENTIAL : THE INFORMATION CONTAINED IN THIS DRAWING IS THE SOLE PROPERTY OF WELD PROJECTS. ANY REPRODUCTION, IN PART OR AS A WHOLE, WITHOUT WRITTEN PERMISSION OF WELD PROJECTS IS PROHIBITED.

**PART #**  
HWRA-051-000

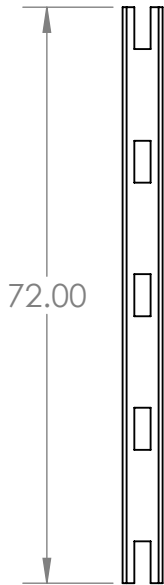
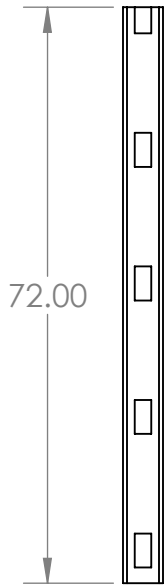
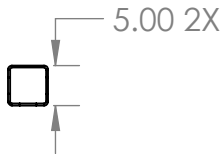
**MATERIAL**  
SQ\_A500\_5X5\_0.25T

**DESCRIPTION :**  
Heavy Weight Rack Leg 6 Ft

**DRAWN BY:** MMoreno | 01/16/24 **SHEET 1 OF 1**



REVISIONS			
REV.	DESCRIPTION	DATE	APPROVED



DIMENSIONS ARE IN INCHES, UNLESS SPECIFIED OTHERWISE



101 INDUSTRIAL CT, CONROE, TX 77301 | PH: 281-238-9652

**PROPRIETARY AND CONFIDENTIAL : THE INFORMATION CONTAINED IN THIS DRAWING IS THE SOLE PROPERTY OF WELD PROJECTS. ANY REPRODUCTION, IN PART OR AS A WHOLE, WITHOUT WRITTEN PERMISSION OF WELD PROJECTS IS PROHIBITED.**

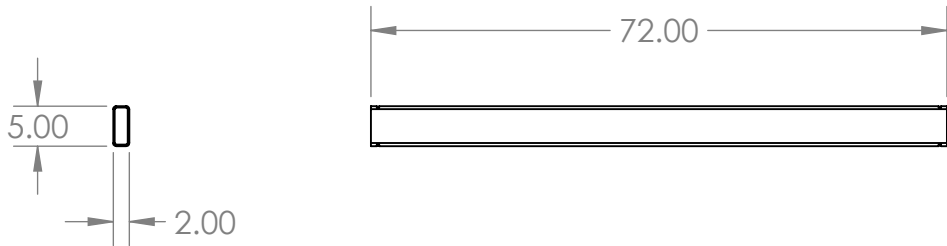
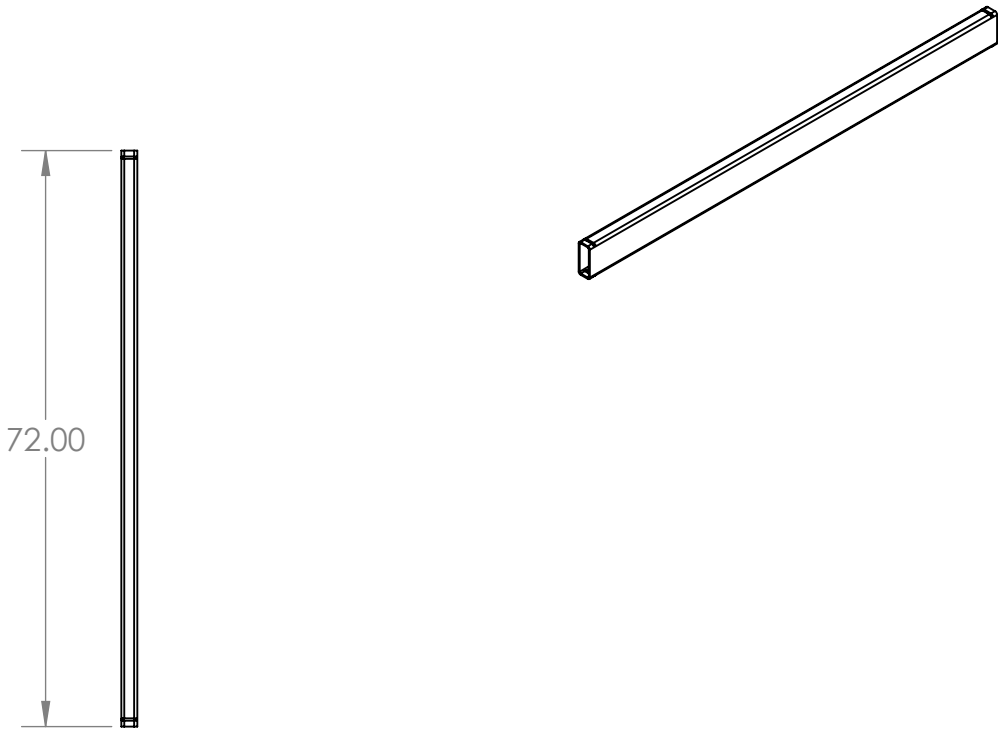
**PART #**  
HWRA-052-000

**MATERIAL**  
SQ\_A500\_5X5\_0.25T

**DESCRIPTION :**  
Heavy Weight Rack Middle Leg 6 Ft

**DRAWN BY:** MMoreno | 01/16/24 **SHEET 1 OF 1**

REVISIONS			
REV.	DESCRIPTION	DATE	APPROVED



DIMENSIONS ARE IN INCHES, UNLESS SPECIFIED OTHERWISE



101 INDUSTRIAL CT, CONROE, TX 77301 | PH: 281-238-9652

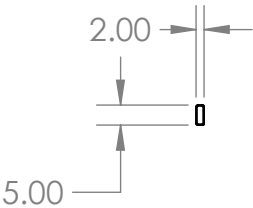
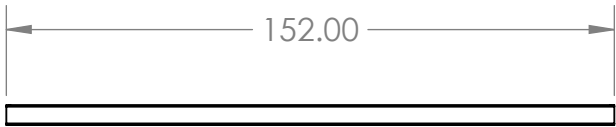
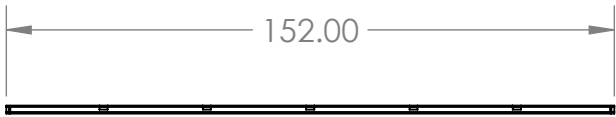
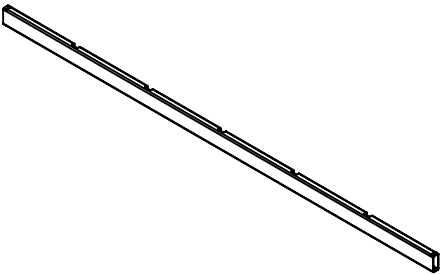
PROPRIETARY AND CONFIDENTIAL : THE INFORMATION CONTAINED IN THIS DRAWING IS THE SOLE PROPERTY OF WELD PROJECTS. ANY REPRODUCTION, IN PART OR AS A WHOLE, WITHOUT WRITTEN PERMISSION OF WELD PROJECTS IS PROHIBITED.

<b>PART #</b> HWRA-053-000	<b>MATERIAL</b> RT_A500_5X2_0.1875T
-------------------------------	--

**DESCRIPTION :**  
Heavy Weight Rack Reacher

**DRAWN BY:** MMoreno | 01/16/24      **SHEET 1 OF 1**

REVISIONS			
REV.	DESCRIPTION	DATE	APPROVED



DIMENSIONS ARE IN INCHES, UNLESS SPECIFIED OTHERWISE



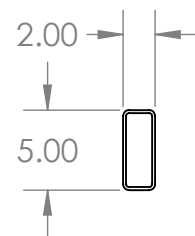
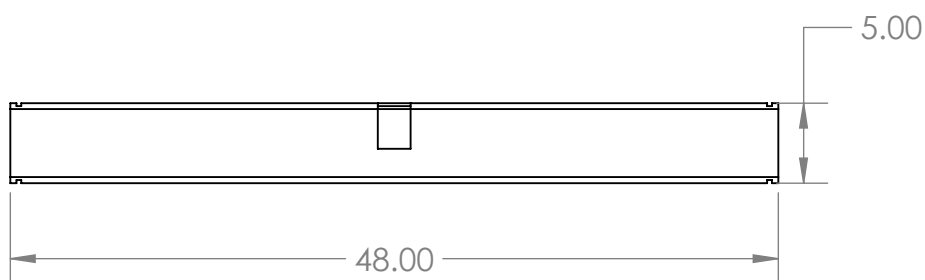
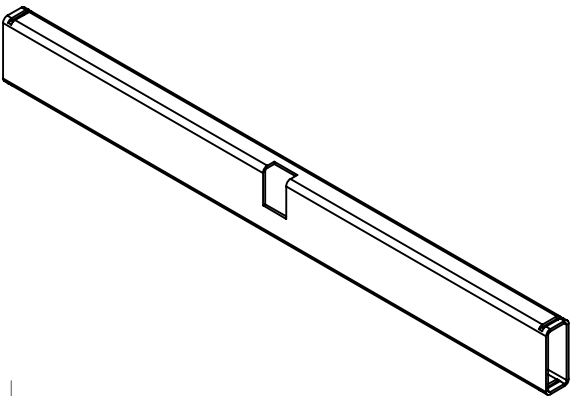
101 INDUSTRIAL CT, CONROE, TX 77301 | PH: 281-238-9652

PROPRIETARY AND CONFIDENTIAL : THE INFORMATION CONTAINED IN THIS DRAWING IS THE SOLE PROPERTY OF WELD PROJECTS. ANY REPRODUCTION, IN PART OR AS A WHOLE, WITHOUT WRITTEN PERMISSION OF WELD PROJECTS IS PROHIBITED.

<b>PART #</b>	<b>MATERIAL</b>
HWRA-054-000	RT_A500_5X2_0.1875T

<b>DESCRIPTION :</b>
Heavy Weight Rack Front Stretcher
<b>DRAWN BY:</b> MMoreno   01/16/24 <b>SHEET 1 OF 1</b>

REVISIONS			
REV.	DESCRIPTION	DATE	APPROVED



DIMENSIONS ARE IN INCHES, UNLESS SPECIFIED OTHERWISE

**WELD PROJECTS** COM

101 INDUSTRIAL CT, CONROE, TX 77301 | PH: 281-238-9652

PROPRIETARY AND CONFIDENTIAL : THE INFORMATION CONTAINED IN THIS DRAWING IS THE SOLE PROPERTY OF WELD PROJECTS. ANY REPRODUCTION, IN PART OR AS A WHOLE, WITHOUT WRITTEN PERMISSION OF WELD PROJECTS IS PROHIBITED.

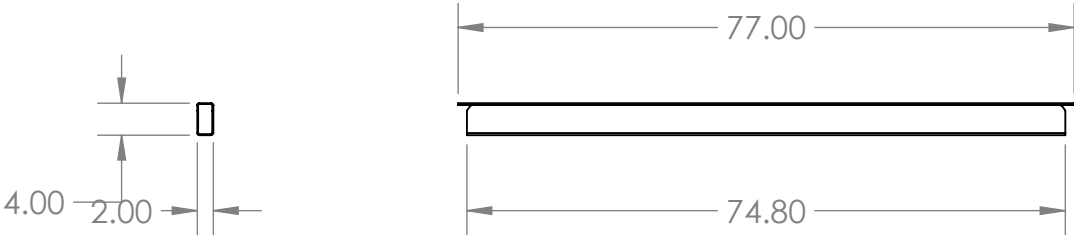
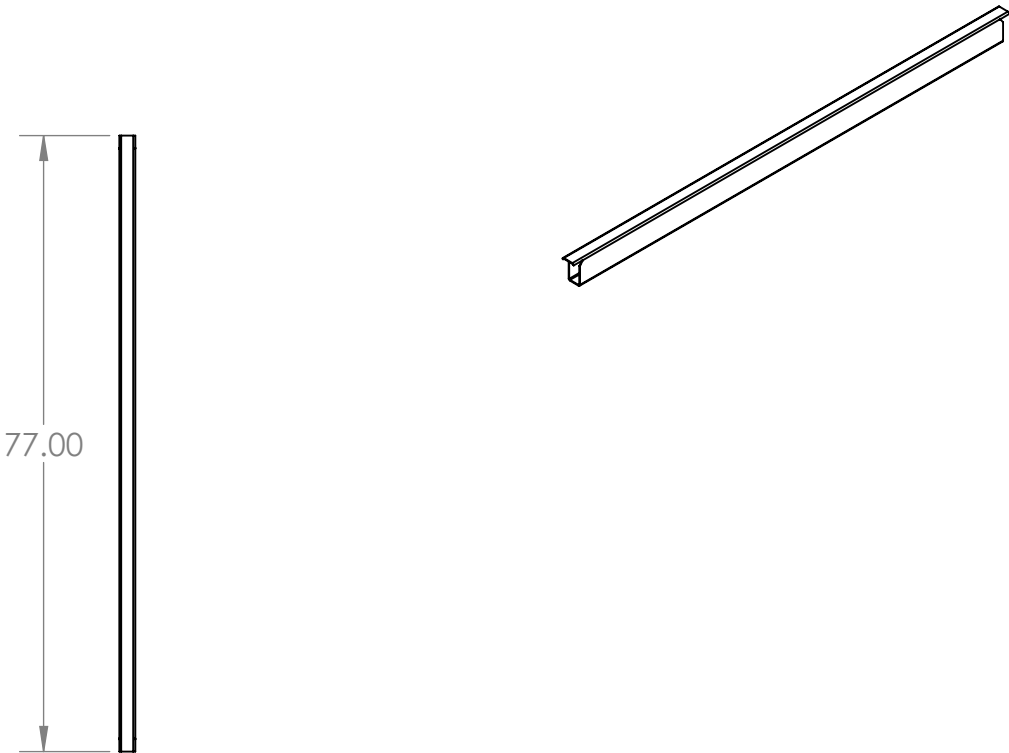
**PART #**  
HWRA-055-000

**MATERIAL**  
RT\_A500\_5X2\_0.1875T

**DESCRIPTION :**  
Heavy Weight Rack Back Stretcher

**DRAWN BY:** MMoreno | 01/16/24 **SHEET 1 OF 1**

REVISIONS			
REV.	DESCRIPTION	DATE	APPROVED



DIMENSIONS ARE IN INCHES, UNLESS SPECIFIED OTHERWISE

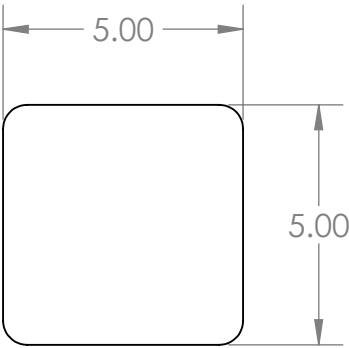
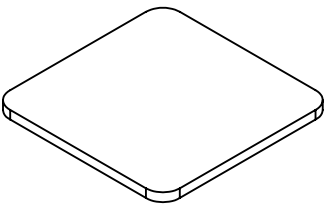


101 INDUSTRIAL CT, CONROE, TX 77301 | PH: 281-238-9652

PROPRIETARY AND CONFIDENTIAL : THE INFORMATION CONTAINED IN THIS DRAWING IS THE SOLE PROPERTY OF WELD PROJECTS. ANY REPRODUCTION, IN PART OR AS A WHOLE, WITHOUT WRITTEN PERMISSION OF WELD PROJECTS IS PROHIBITED.

<b>PART #</b> HRWA-056-000	<b>MATERIAL</b> RT_A500_4X2_0.1196T
<b>DESCRIPTION :</b> Heavy Weight Rack Mid Reacher	
<b>DRAWN BY:</b> MMoreno   01/16/24 <b>SHEET 1 OF 1</b>	

REVISIONS			
REV.	DESCRIPTION	DATE	APPROVED



DIMENSIONS ARE IN INCHES, UNLESS SPECIFIED OTHERWISE



101 INDUSTRIAL CT, CONROE, TX 77301 | PH: 281-238-9652

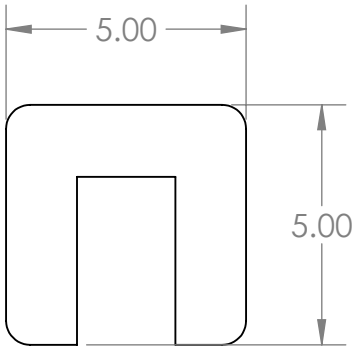
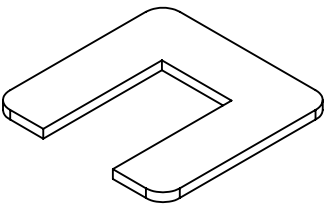
PROPRIETARY AND CONFIDENTIAL : THE INFORMATION CONTAINED IN THIS DRAWING IS THE SOLE PROPERTY OF WELD PROJECTS. ANY REPRODUCTION, IN PART OR AS A WHOLE, WITHOUT WRITTEN PERMISSION OF WELD PROJECTS IS PROHIBITED.

<b>PART #</b> HWRA-057-000	<b>MATERIAL</b> SM_A36_0.25T
-------------------------------	---------------------------------

<b>DESCRIPTION :</b> Heavy Weight Rack Tube Plate
--

<b>DRAWN BY:</b> MMoreno   01/16/24	<b>SHEET 1 OF 1</b>
-------------------------------------	---------------------

REVISIONS			
REV.	DESCRIPTION	DATE	APPROVED



DIMENSIONS ARE IN INCHES, UNLESS SPECIFIED OTHERWISE



101 INDUSTRIAL CT, CONROE, TX 77301 | PH: 281-238-9652

PROPRIETARY AND CONFIDENTIAL : THE INFORMATION CONTAINED IN THIS DRAWING IS THE SOLE PROPERTY OF WELD PROJECTS. ANY REPRODUCTION, IN PART OR AS A WHOLE, WITHOUT WRITTEN PERMISSION OF WELD PROJECTS IS PROHIBITED.

<b>PART #</b> HWRA-057-001	<b>MATERIAL</b> SM_A36_0.25T
<b>DESCRIPTION :</b> Heavy Weight Rack Middle Plate	
<b>DRAWN BY:</b> MMoreno   01/16/24 <b>SHEET 1 OF 1</b>	