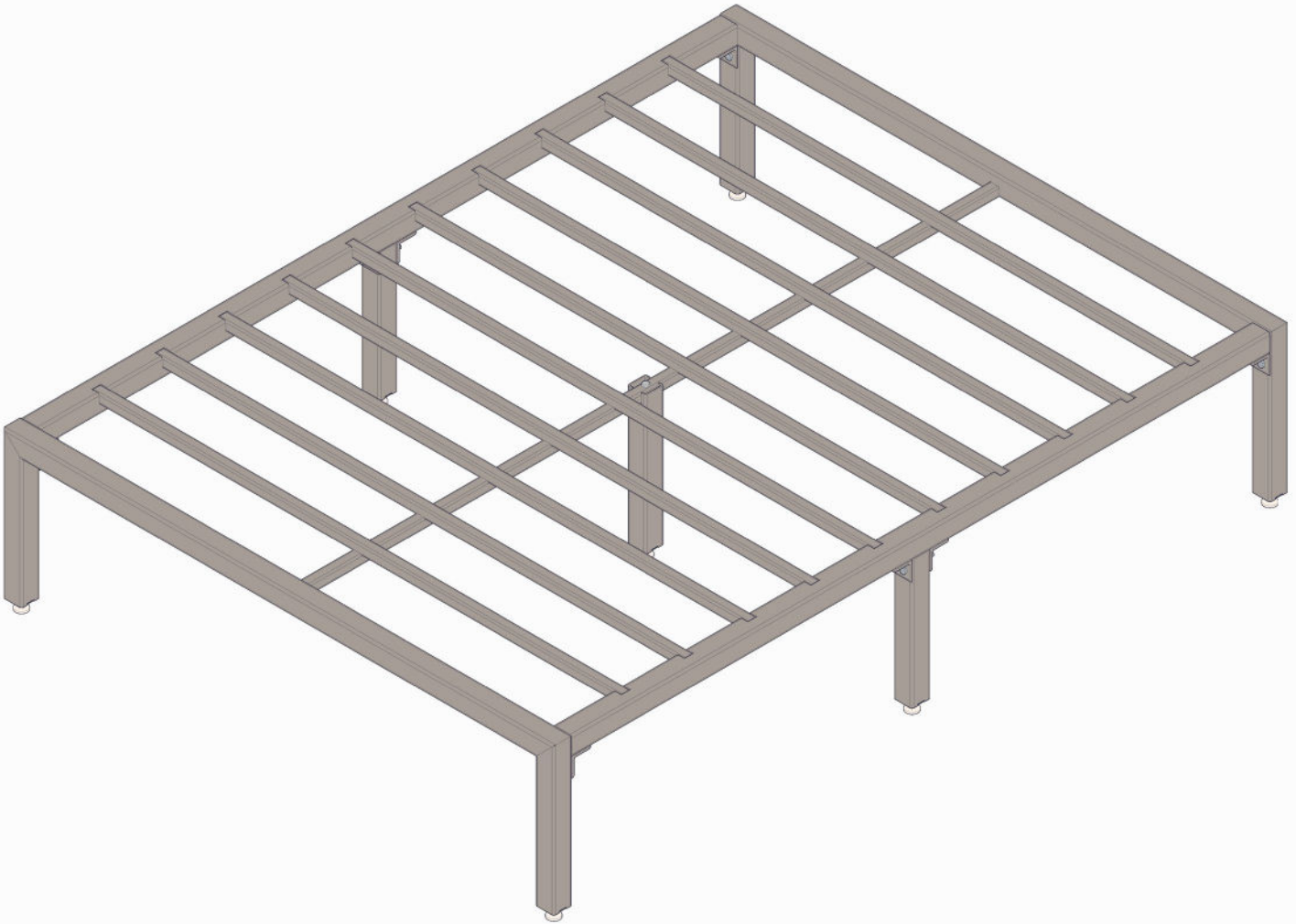


NURA BEDFRAME QUEEN

(NURA-000-002)



Contents

WARNING..... 3

BILL OF MATERIALS..... 4

GLOSSARY 5

AWS SYMBOLS..... 6

ASSEMBLY INSTRUCTIONS 7

PART DRAWINGS 27

WARNING



SAFETY WARNING: WELDING INVOLVED

Before you begin the assembly process, it's crucial to understand the risks and necessary precautions associated with welding. Please read and adhere to the following safety guidelines:

- **Professional Supervision:** If you're inexperienced in welding, consider seeking guidance or supervision from a trained professional. A small error can have significant consequences on the durability and safety of your furniture.
- **Protective Gear:** Welding can produce intense UV light, sparks, and spatter. Always use a welding helmet with the correct shade of lens, wear flame-resistant clothing, leather gloves, and safety boots. Safety glasses should be worn underneath the helmet for added eye protection.
- **Work in a Safe Environment:** Welding can produce harmful fumes and gases. Always work in a well-ventilated space, preferably outdoors. Remove any flammable materials from the vicinity, and always have a fire extinguisher on hand.
- **Pre-welding Inspection:** Thoroughly inspect the metal parts for any signs of damage, rust, or contamination. Clean the areas to be welded to ensure there are no oils, paints, or other materials that might interfere with the weld.
- **Equipment Check:** Before you start, ensure your welding machine is in proper working condition. Check cables, connectors, and welding gun for any damage or wear.
- **Avoid Water:** Never weld in wet conditions or touch the welding equipment with wet hands or gloves. Water is a conductor of electricity and can increase the risk of shocks.
- **Grounding:** Ensure that the piece you're welding is correctly grounded. A proper ground connection is essential for safety and for producing quality welds.
- **Post-welding Protocol:** Once you finish welding, let the welded parts cool down gradually. Rapid cooling can lead to metal warpage or structural weaknesses.
- **Stay Informed:** Familiarize yourself with the Material Safety Data Sheet (MSDS) for the metals you're working with and the filler materials you're using.
- **First Aid:** Keep a first aid kit nearby. In case of minor burns, immediately hold the affected area under cold running water for at least 10 minutes.
- **Limit Distractions:** Ensure that your workspace is free from unnecessary distractions. Focus is critical when welding to maintain consistent quality and safety.
- **Store Equipment Safely:** After completion, store your welding equipment in a dry, safe place away from children's reach.

Remember, your safety and the quality of your work go hand in hand. Always prioritize safety precautions and never rush the welding process. If you're ever uncertain about a step or safety measure, seek guidance before proceeding.

Your safety is our top priority! No task justifies risking injury.

BILL OF MATERIALS

See page 27 for detailed drawings of each part.

ITEM	PART NUMBER	DESCRIPTION	REV	MATERIAL	QTY.
1	1000-000-003	Steel Hex Head Screw - 3/8"-16 x 1.5" - Partially Threaded	A-1	Steel	1
2	1000-000-011	Steel Hex Head Screw - 3/8"-16 x 3" - Partially Threaded	A-1	Steel	4
3	1000-000-012	Steel Hex Head Screw - 3/8"-16 x 0.75" - Partially Threaded	A-1	Steel	24
4	1001-000-001	Steel Hex Nut - 3/8"-16	A-1	Steel	4
5	1001-010-002	Projection Weld Nut - .375-16	A-1	Steel	8
6	1001-015-000	Steel Rivet Nut - 1/4"-20	A-1	Steel	24
7	1011-000-001	Swivel Leveler - 2.875"_.375-16_Non-skid	A-1	Steel	7
8	NURA-051-000	Nura Bed Frame Right Leg	A-1	SQ_A500_2X2_0.109T	2
9	NURA-051-001	Nura Bed Frame Left Leg	A-1	SQ_A500_2X2_0.109T	2
10	NURA-052-002	Nura King Bed Frame Stretcher	A-1	SQ_A500_2X2_0.109T	2
11	NURA-053-002	Nura King Bed Frame Reacher	A-1	SQ_A500_2X2_0.109T	2
12	NURA-054-000	Nura Bed Frame Middle Leg	A-1	SQ_A500_2X2_0.109T	2
13	NURA-055-000	Nura Bed Frame Center Leg	A-1	SQ_A500_2X2_0.109T	1
14	NURA-056-000	Nura Bed Frame Center Leg Plate	A-1	SM_A36_0.1045T	1
15	NURA-057-000	Nura Fastener Angle	A-1	AG_A500_2X2_0.1875T	8
16	NURA-058-000	Nura Leg Bottom Plate	A-1	SM_A36_0.125T	7
17	NURA-059-002	Nura King Bed Frame Slab	A-1	SQ_A500_1X1_0.083T	10
18	NURA-060-002	Nura Bed Frame Middle Reacher	A-1	SQ_A500_1X1_0.083T	1

** ITEMS NOT PROVIDED

GLOSSARY

METAL TUBE

SQ_A500_2X2_0.065T

TYPE

MATERIAL

SIZE

MATERIAL
THICKNESS

SHEET METAL

SM_A36_0.065T

TYPE

MATERIAL

MATERIAL
THICKNESS

Type





SQ = Square tube profile
RT = Rectangle tube profile
CR = Circle tube profile
AG = Angle tube profile
SM = Sheet Metal

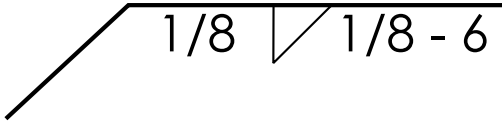
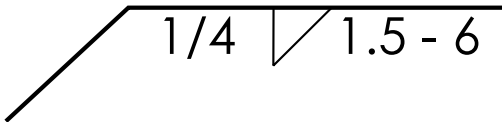
Material Thickness

10ga – 0.1345"
12ga – 0.1035"
14ga – 0.075"
16ga – 0.065"

AWS SYMBOLS

The following are some of the common weld symbols you will encounter when reading our assembly instructions.

AWS SYMBOL	NAME	DESCRIPTION
	FILLET WELD	Triangular weld joining two surfaces at right angles; common in T-joints and lap joints.
	SEAM WELD	Joins metal using a hole in the top piece, fusing with the bottom piece.
	SPOT WELD	Used for fusing overlapping metals at discrete points; often used in sheet metal fabrication.
	PLUG WELD	Process creating a consistent weld along overlapping materials; suitable for containers and cylindrical assemblies.

WELD INDICATION	DESCRIPTION
	TACK WELD (Small and temporary weld that hold parts together ready for final welding.)
	FULLY WELD (Last welding operation performed to complete a joint or structure, ensuring its integrity.)

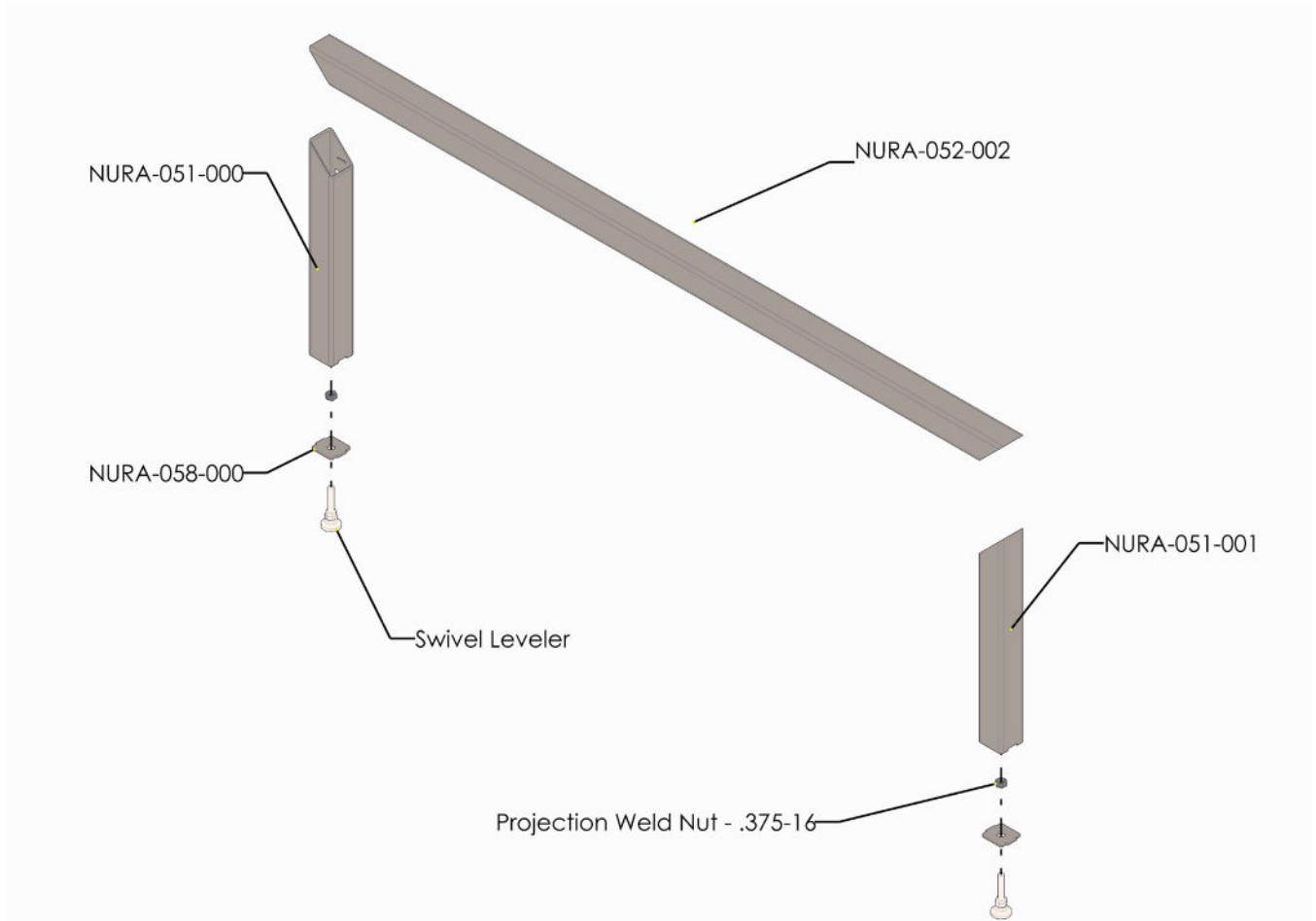
WELD SYMBOL



This symbol tells us to make a 1/8" high Fillet Weld, 1/8" long (a "tack"), and to do so along the seam every 6" (the pitch).

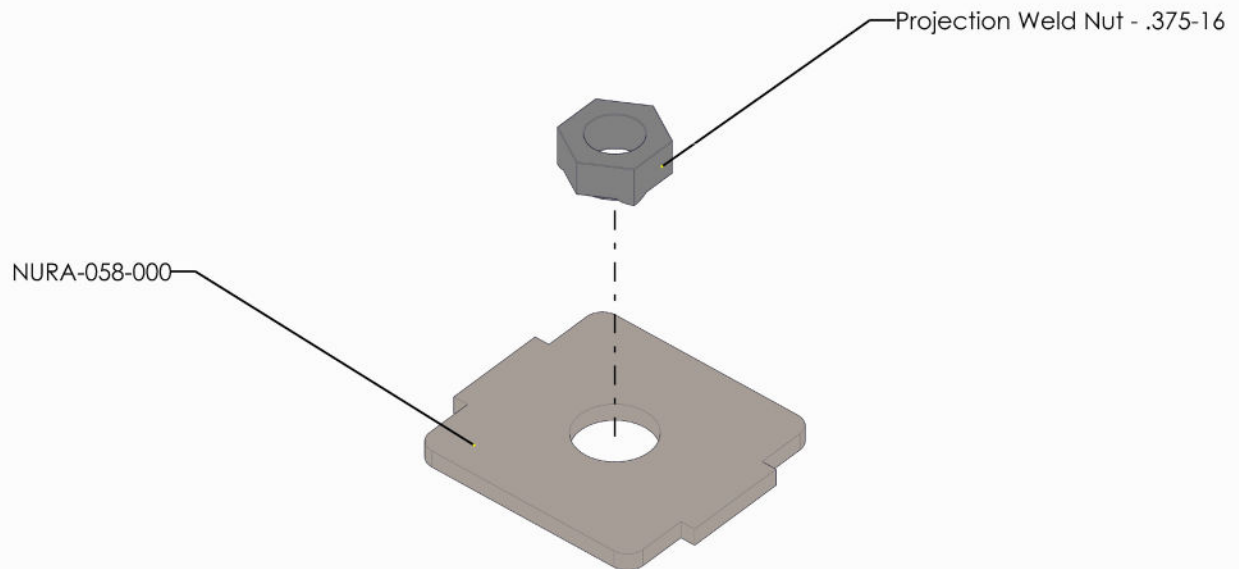
ASSEMBLY INSTRUCTIONS

1



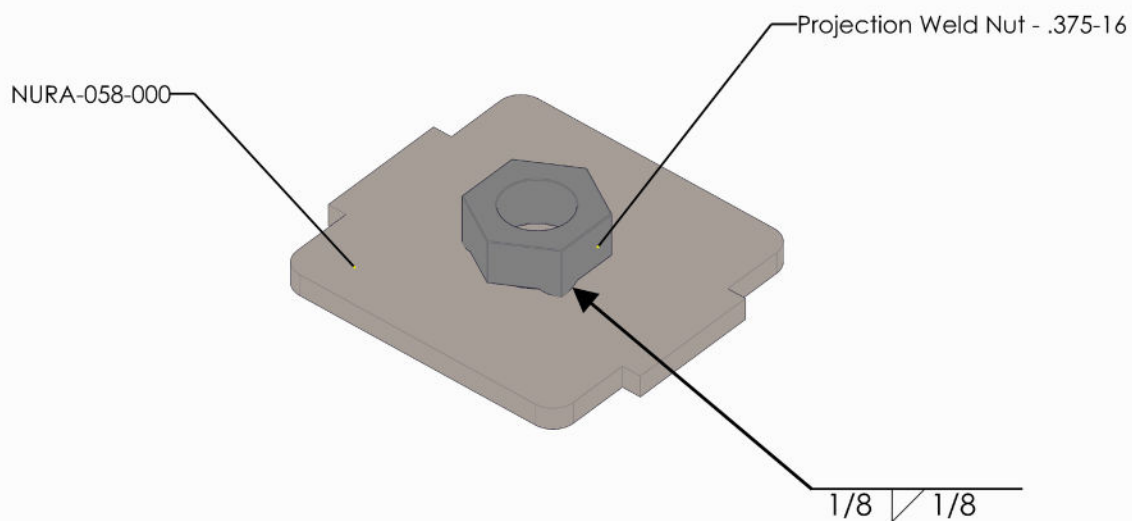
NOTES:

2

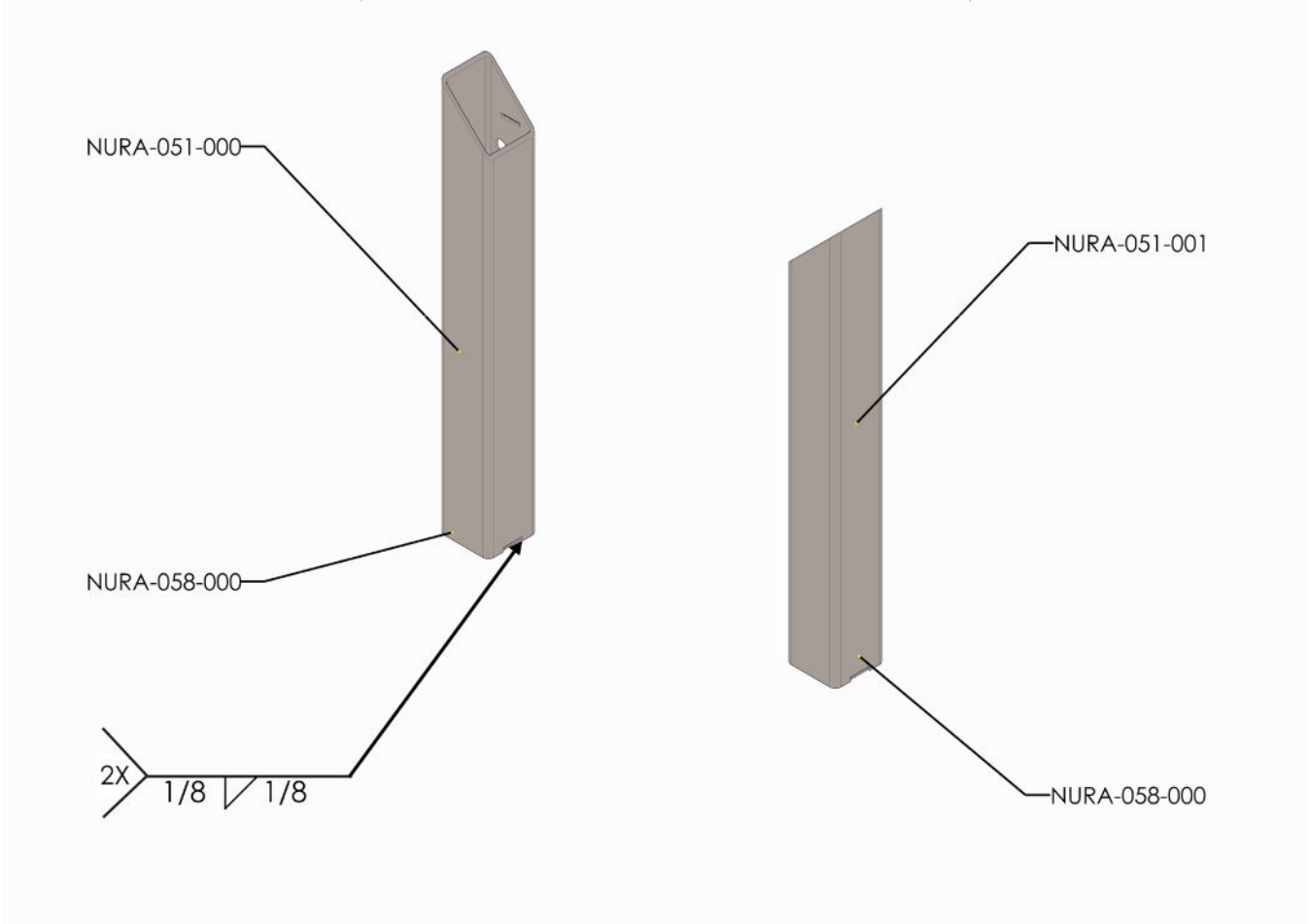


NOTES:

3

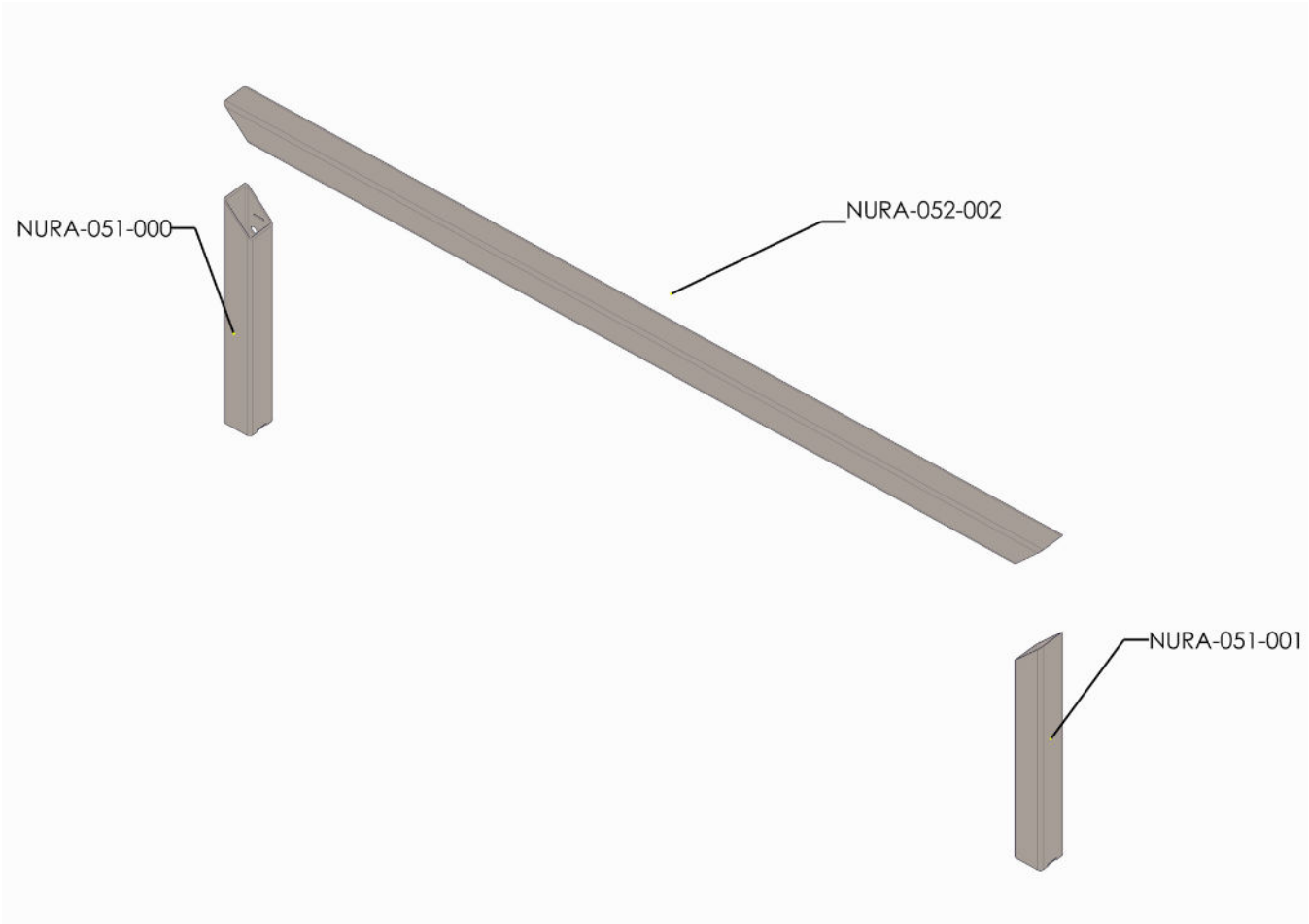
**NOTES:****REPEAT STEPS 2 TRHU FOR 4 SETS**

4



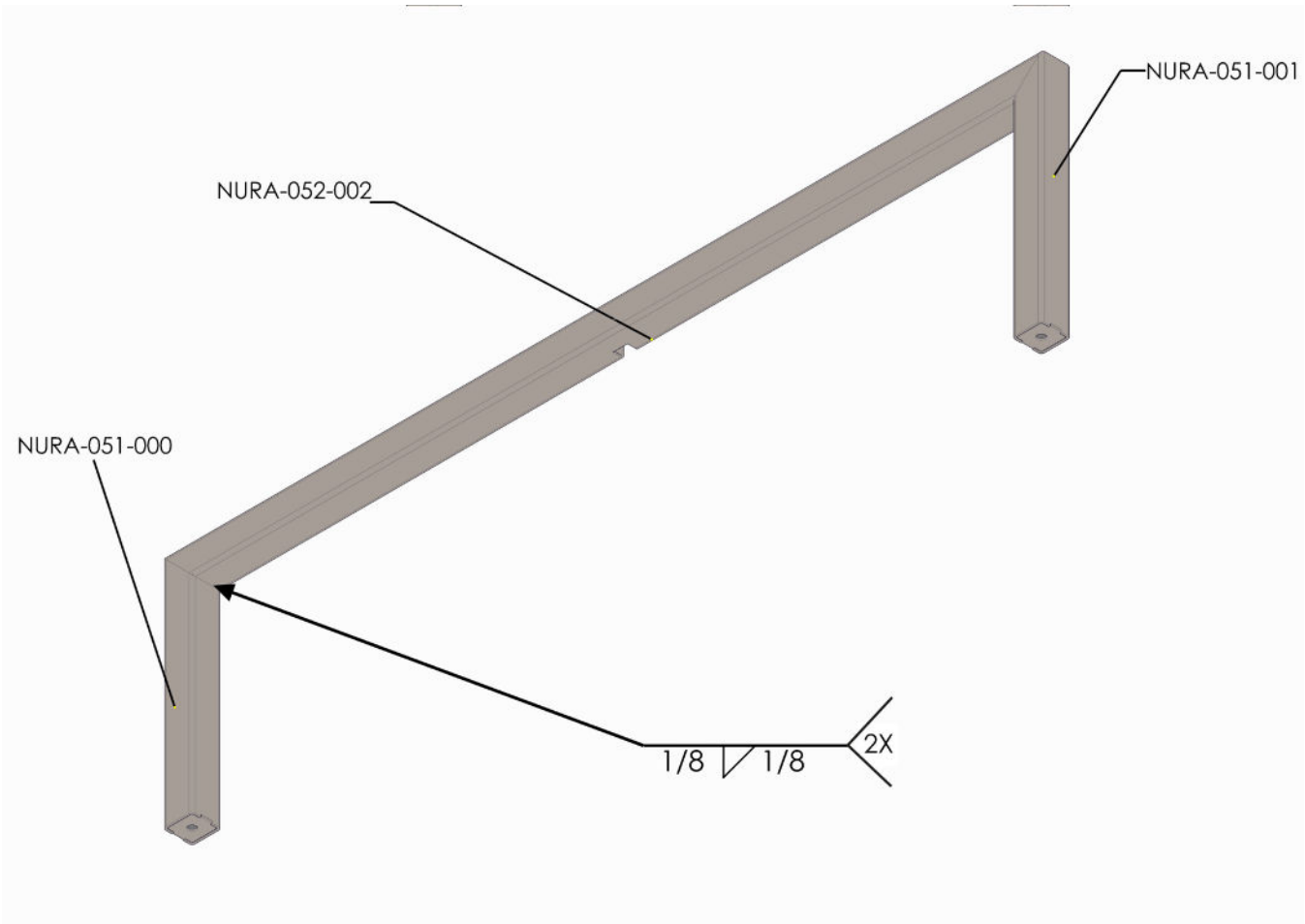
NOTES:

5



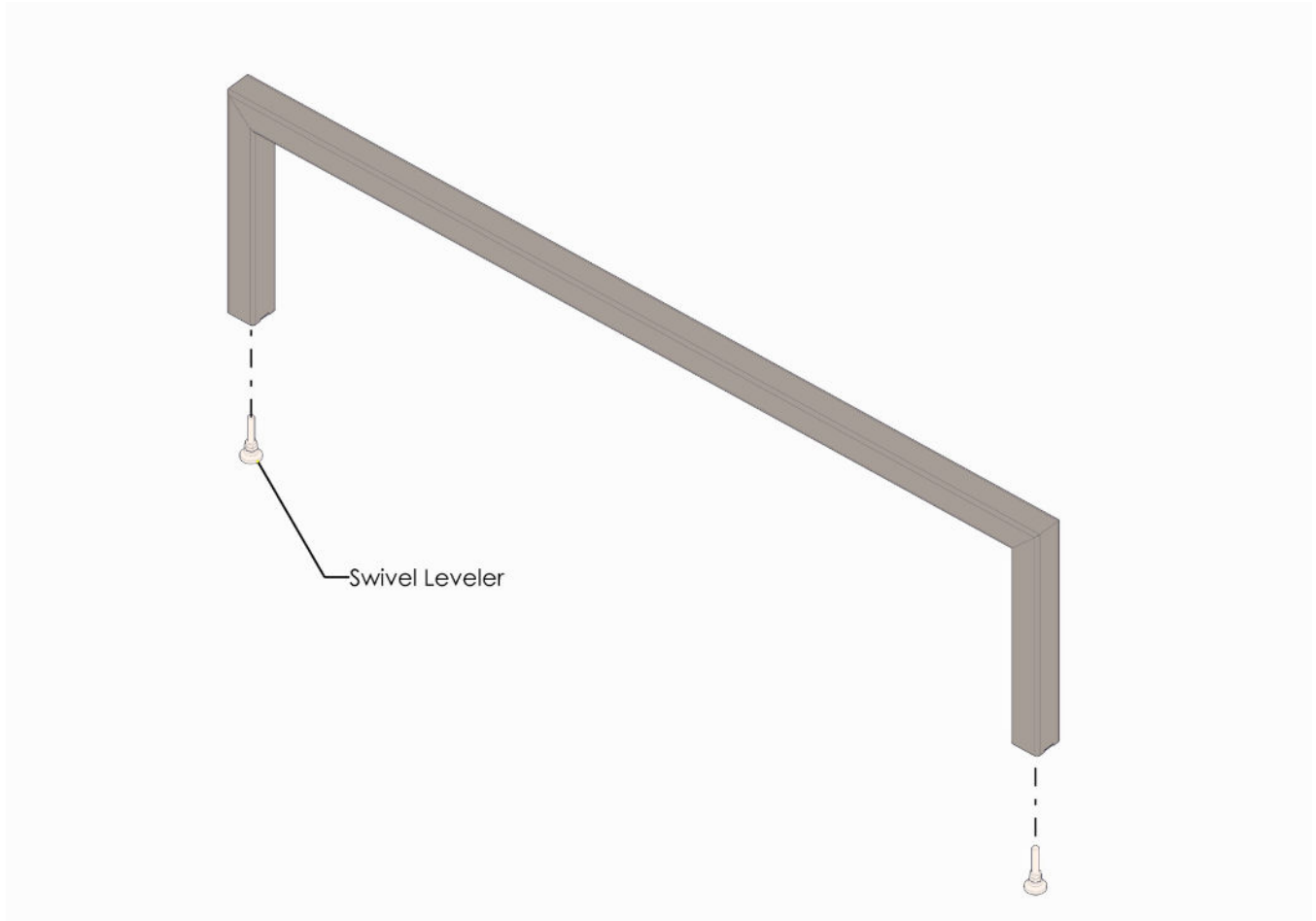
NOTES:

6



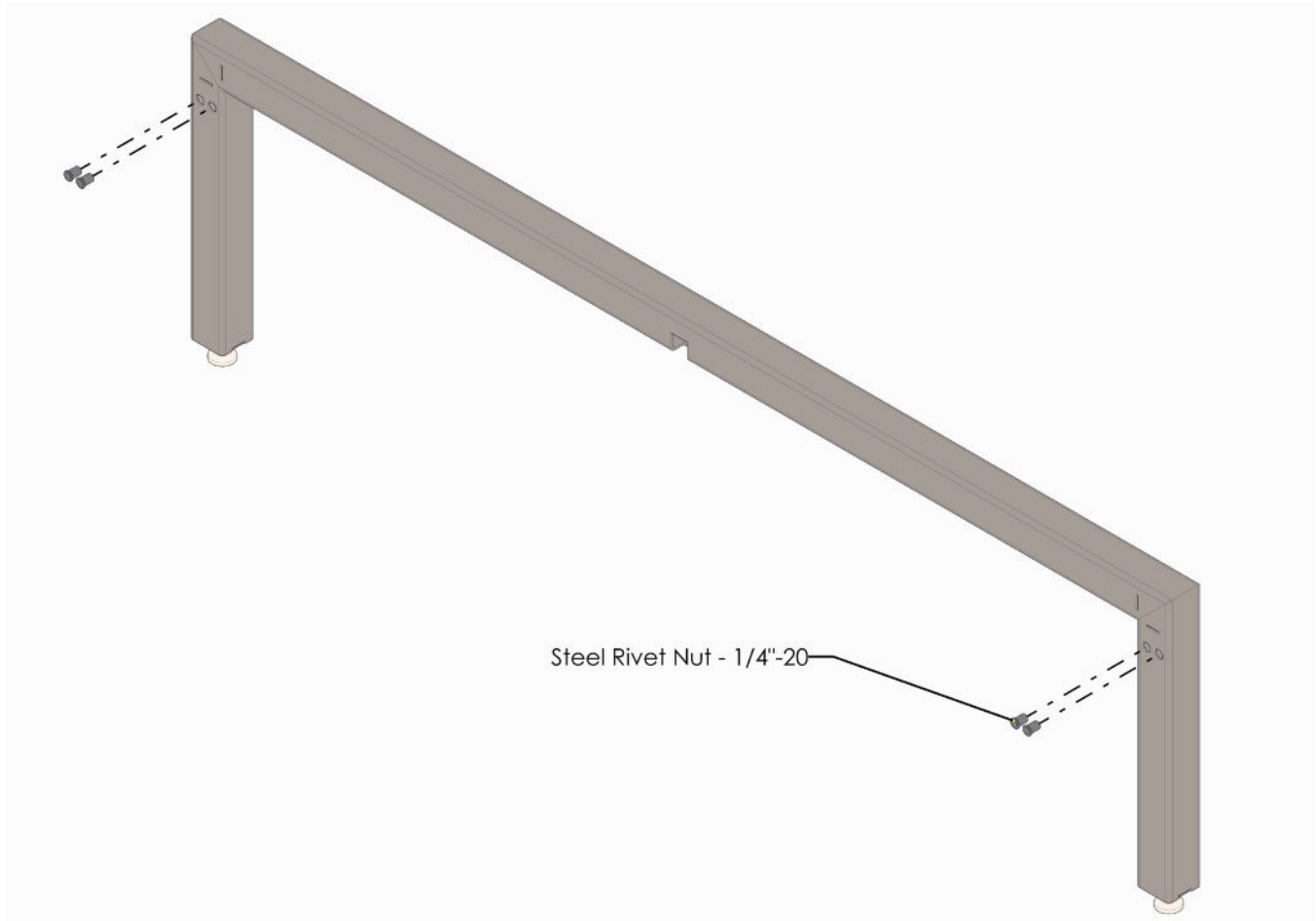
NOTES:

7



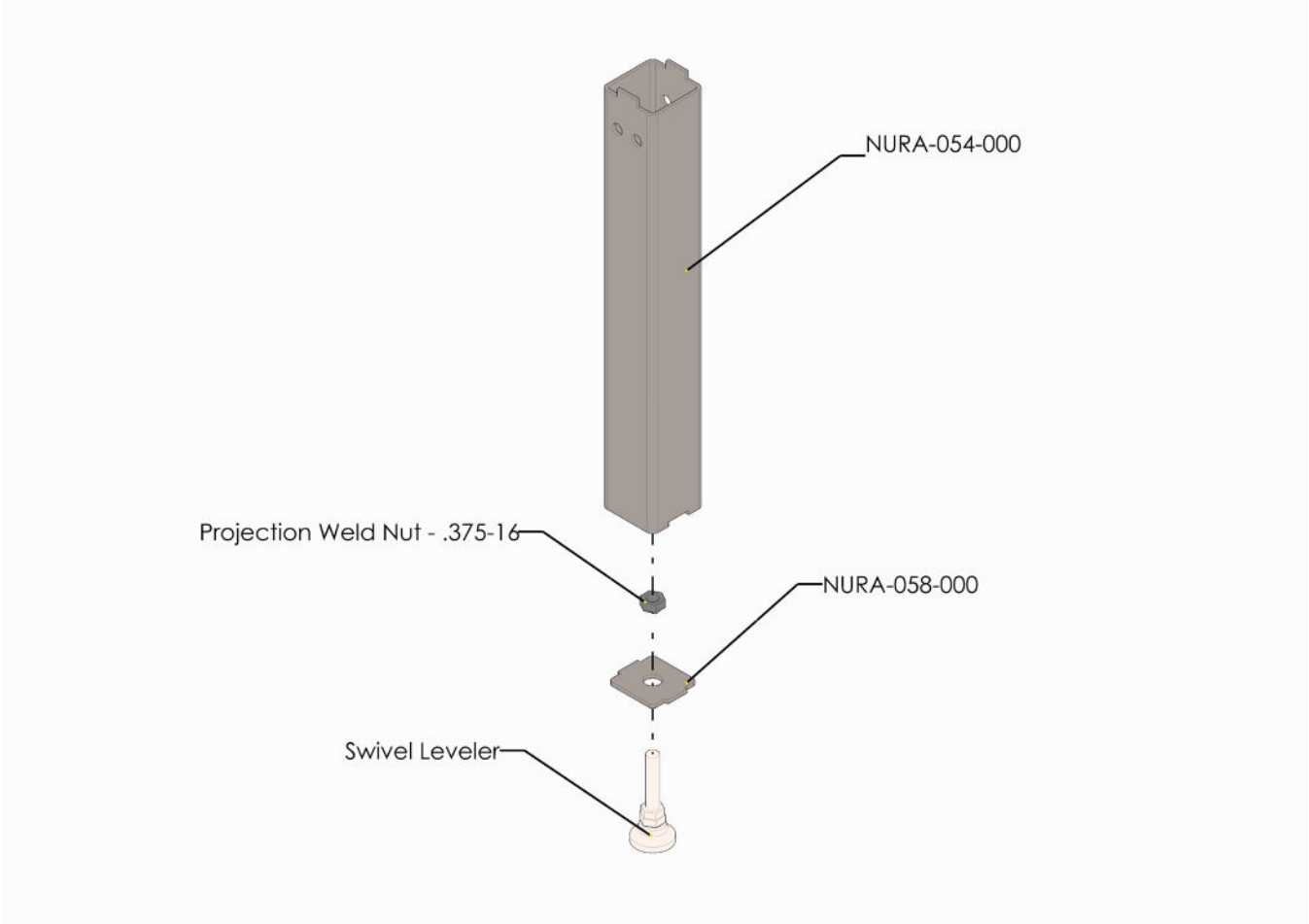
NOTES:

8

**NOTES:**

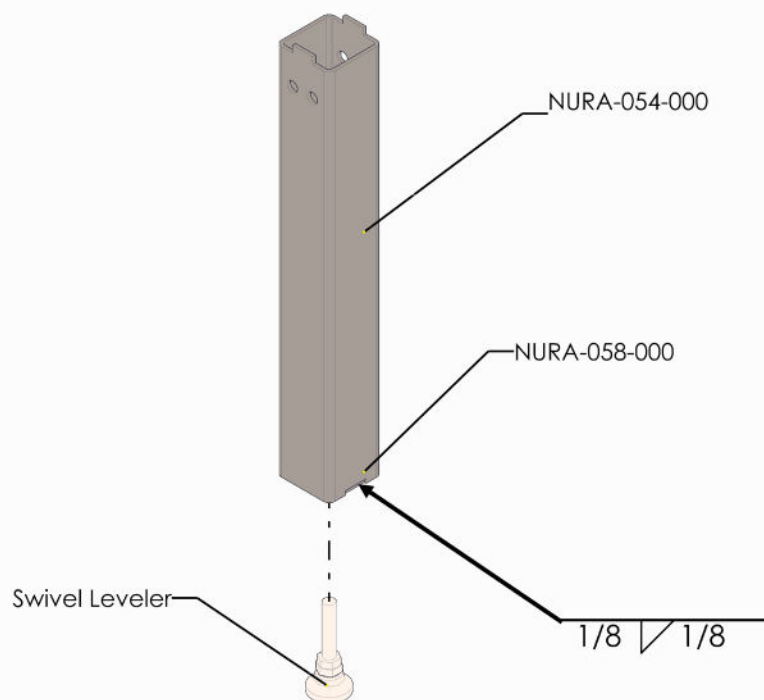
REPEAT STEPS 4 TRHU 8 FOR OTHER PAIR OF LEGS

9



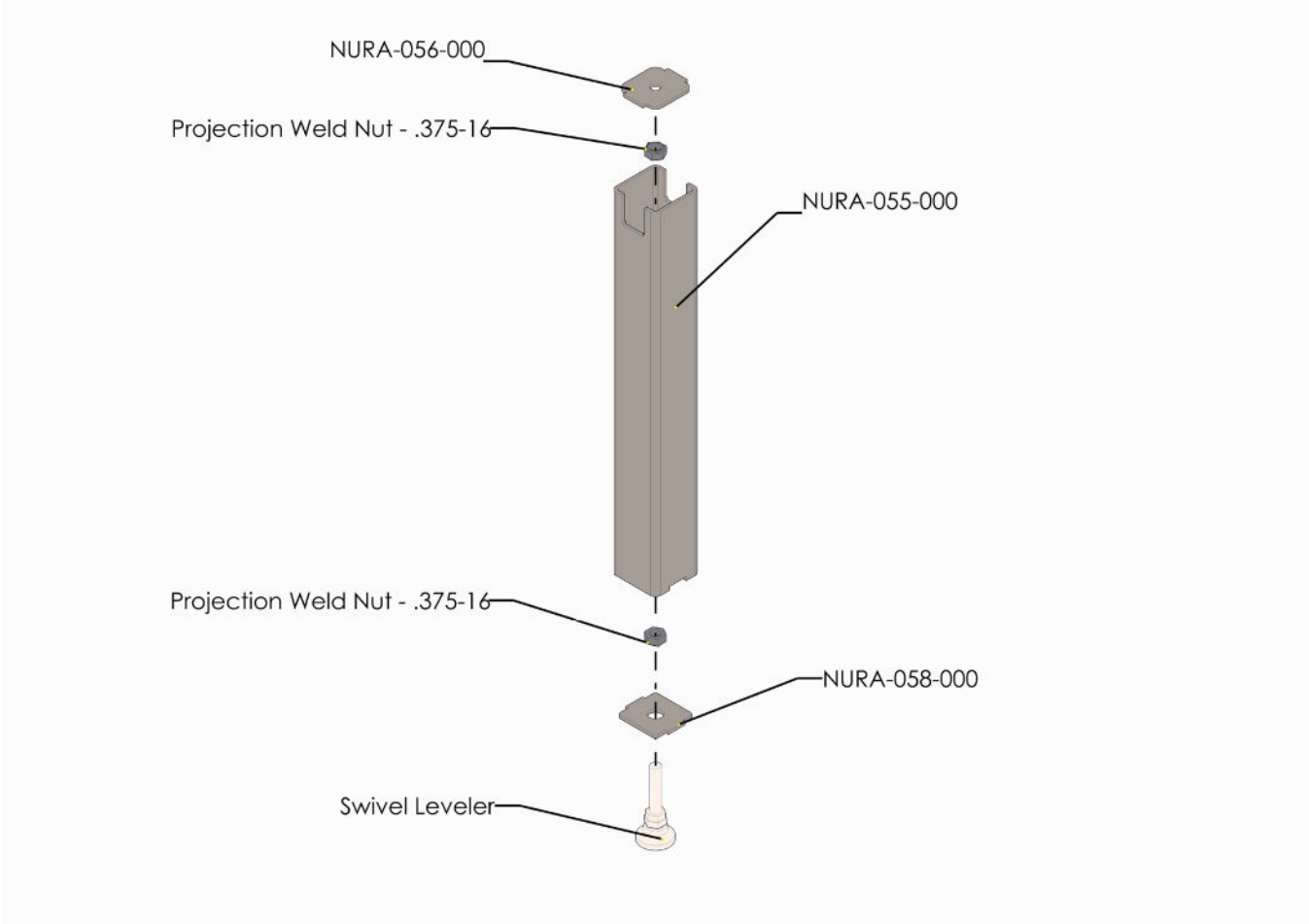
NOTES:

10

**NOTES:**

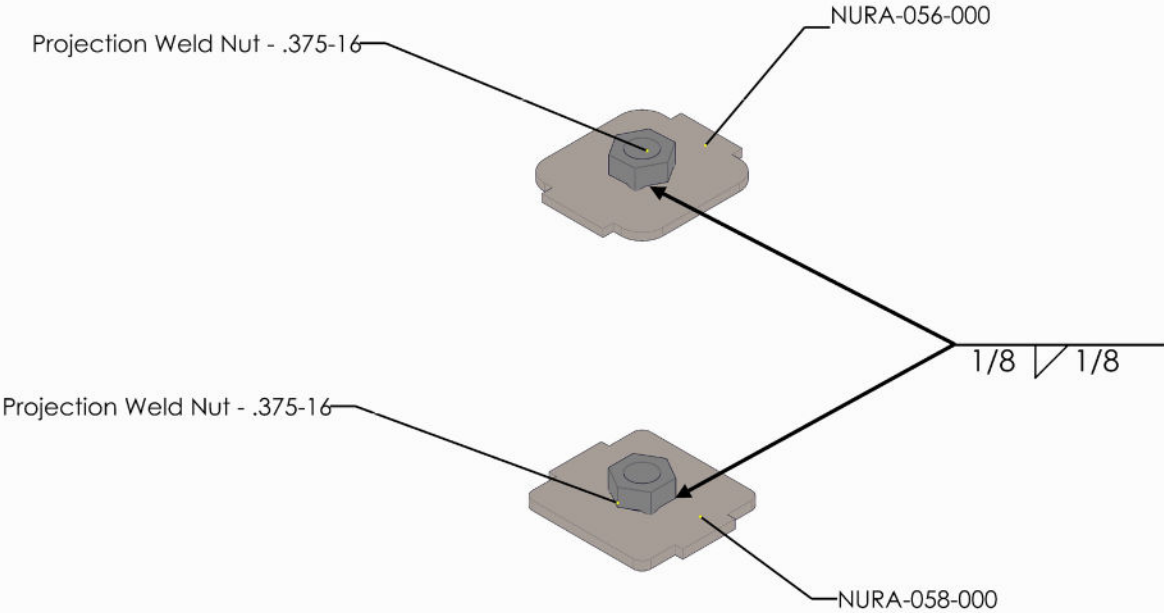
REPEAT STEPS 9 TRHU 10 FOR OTHER PAIR OF LEGS

11



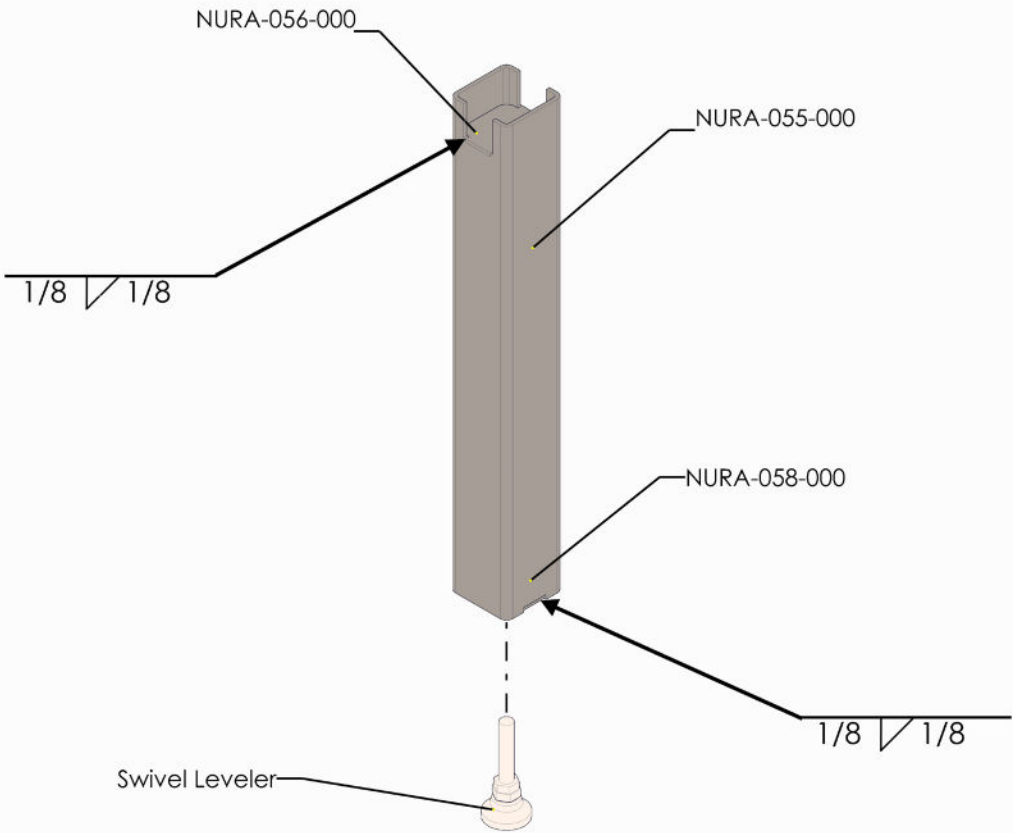
NOTES:

12



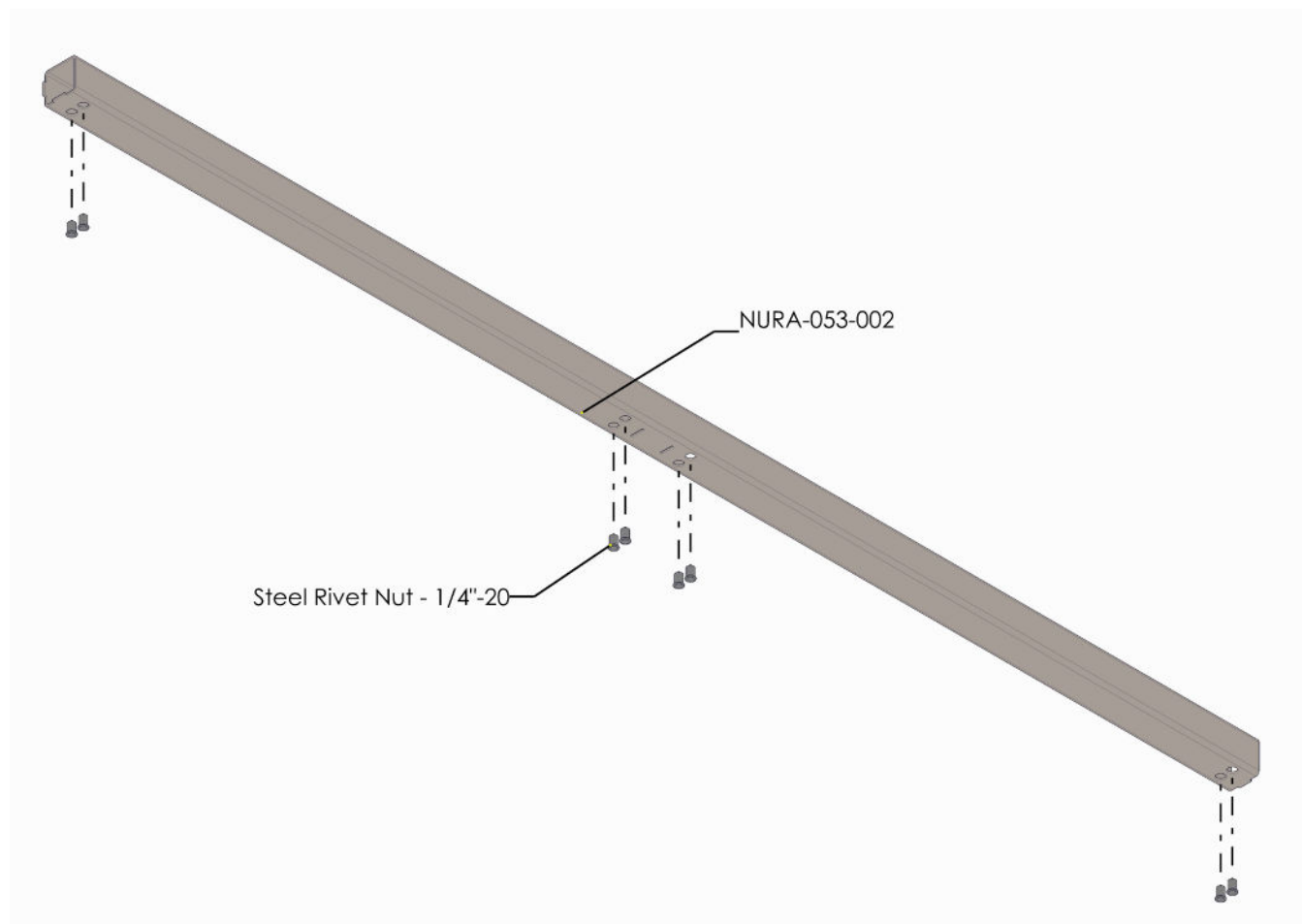
NOTES:

13



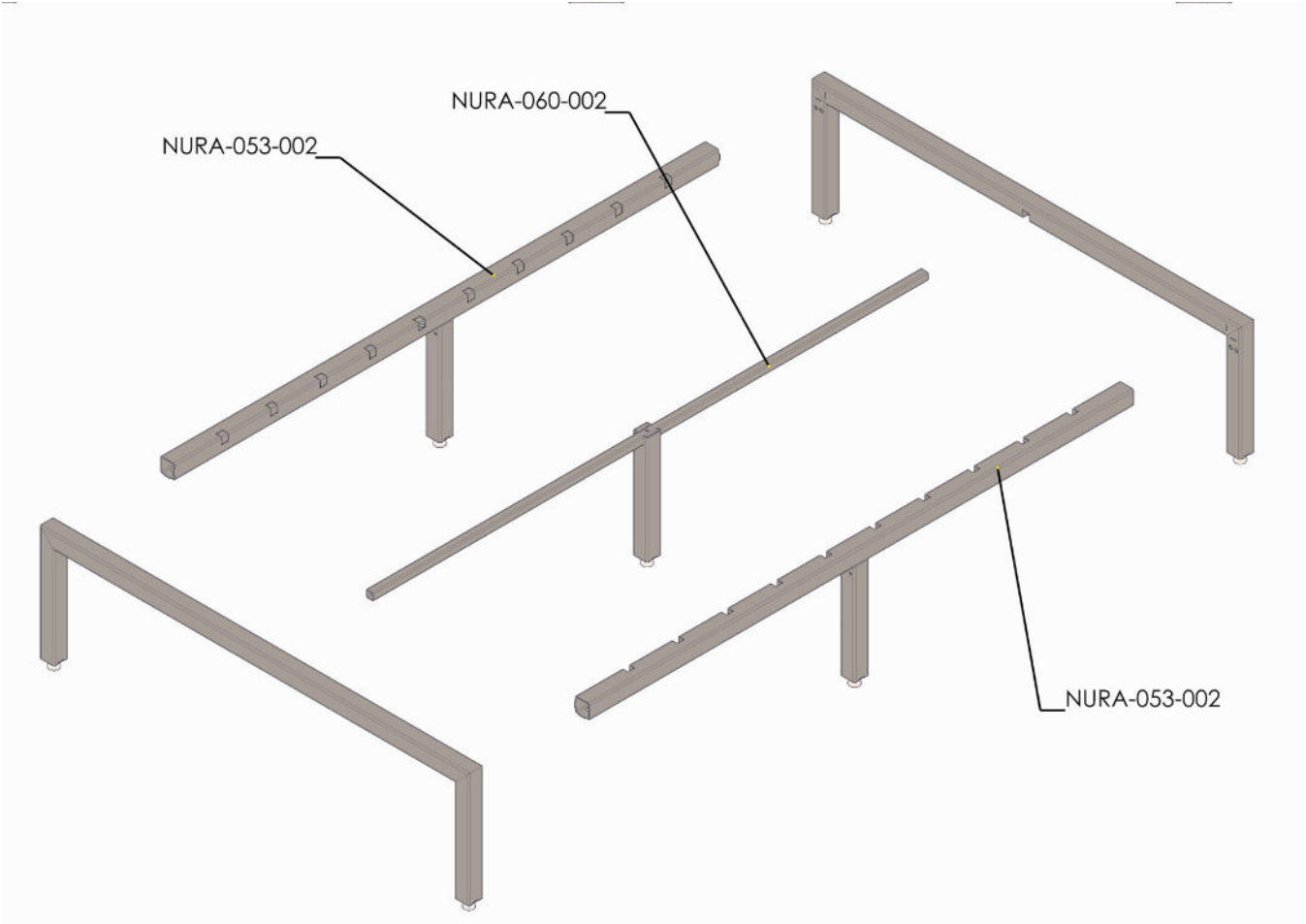
NOTES:

14

**NOTES:**

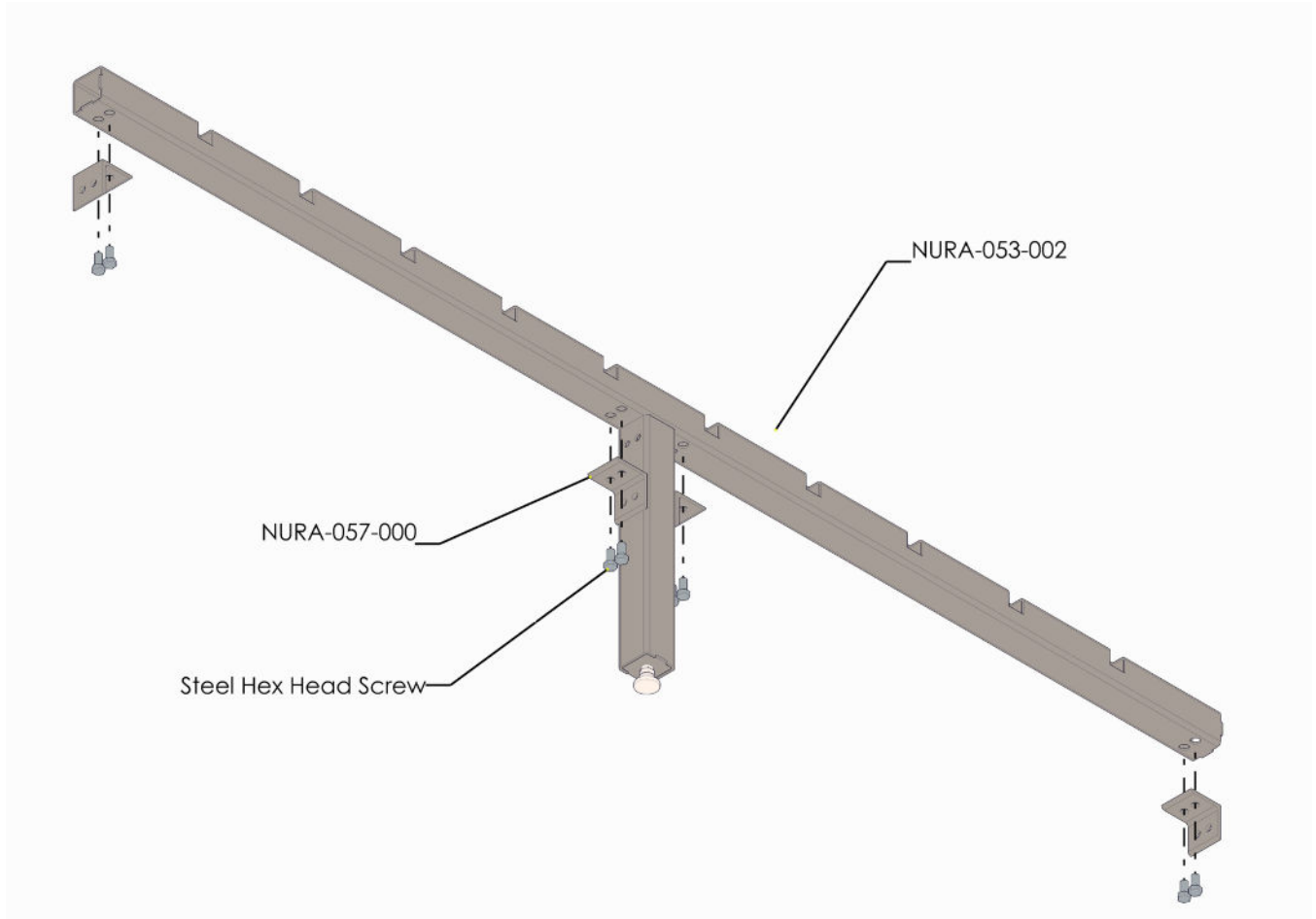
REPEAT STEPS 13 FOR OTHER PAIR OF REACHER

15



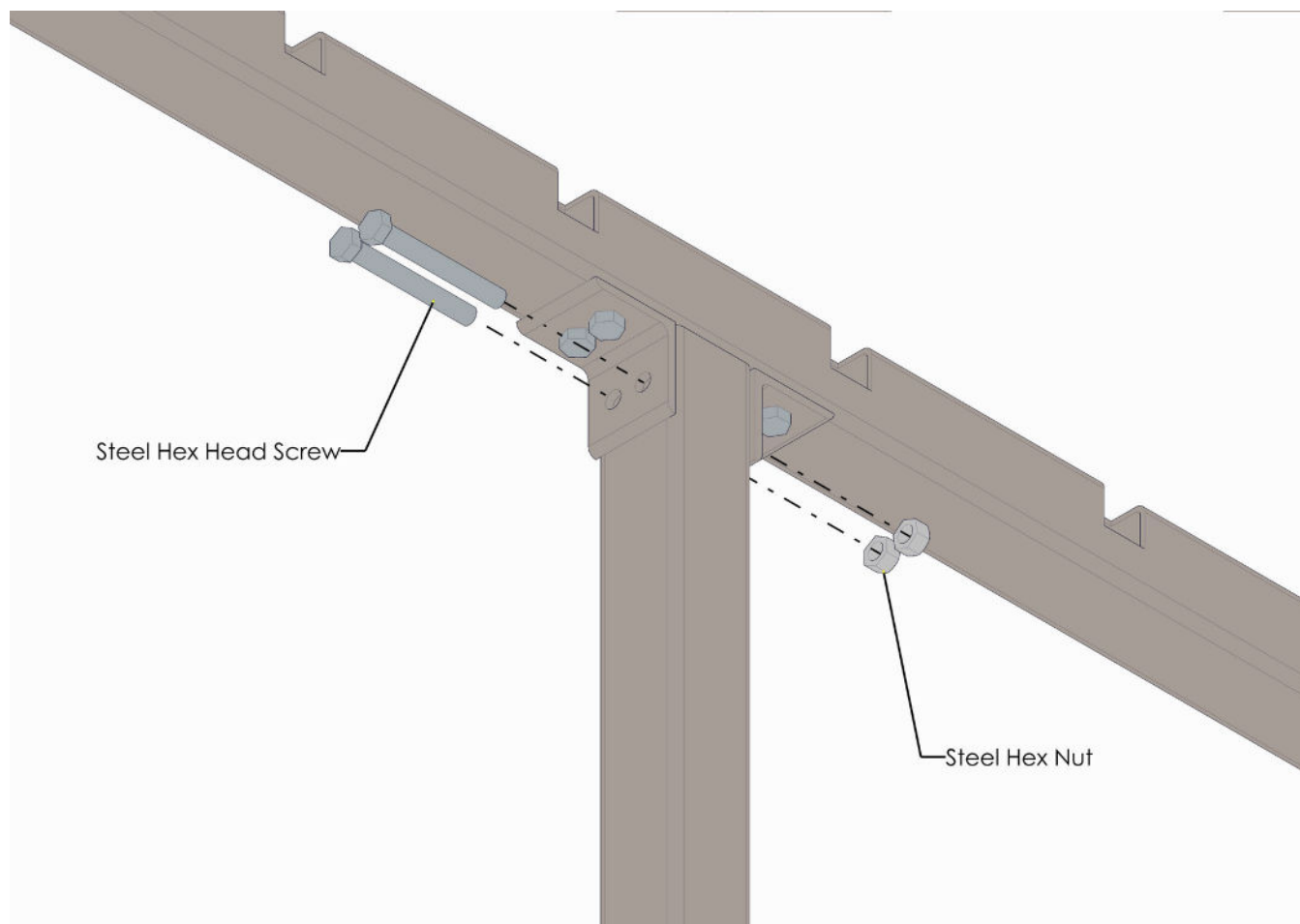
NOTES:

16

**NOTES:**

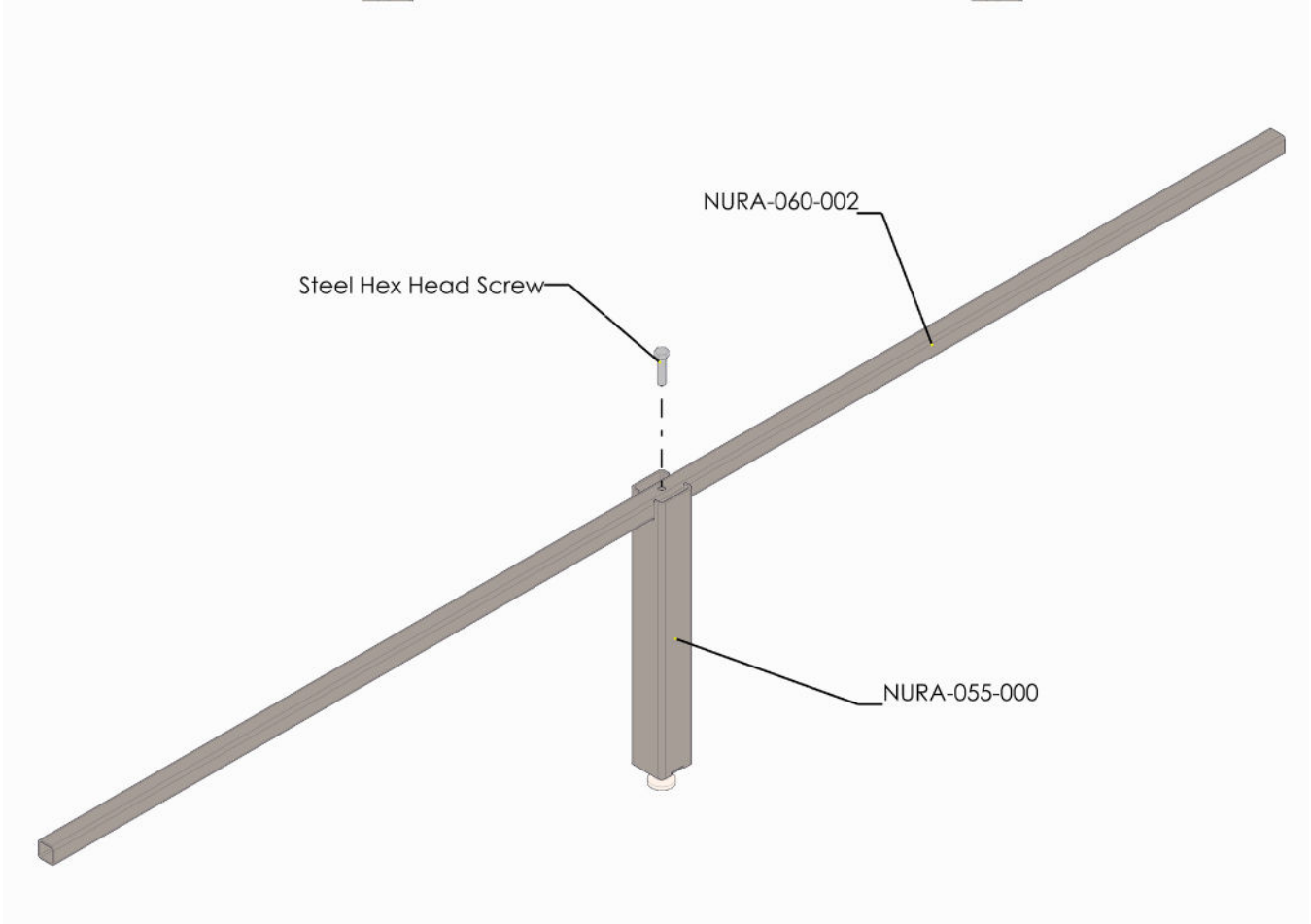
REPEAT STEPS 16 FOR OTHER PAIR OF REACHER WITH LEG

17

**NOTES:**

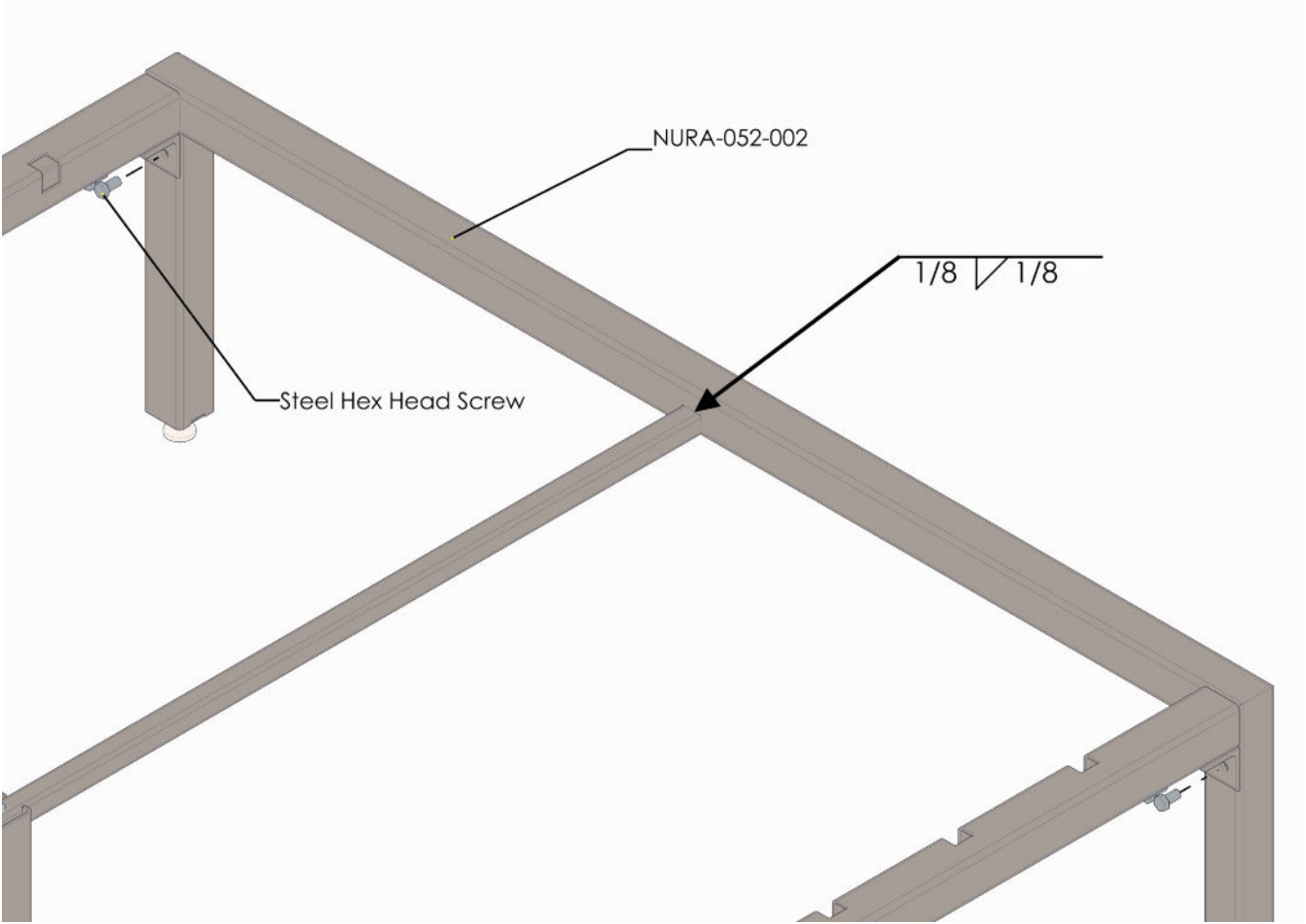
REPEAT STEPS 17 FOR OTHER PAIR OF LEGS

18



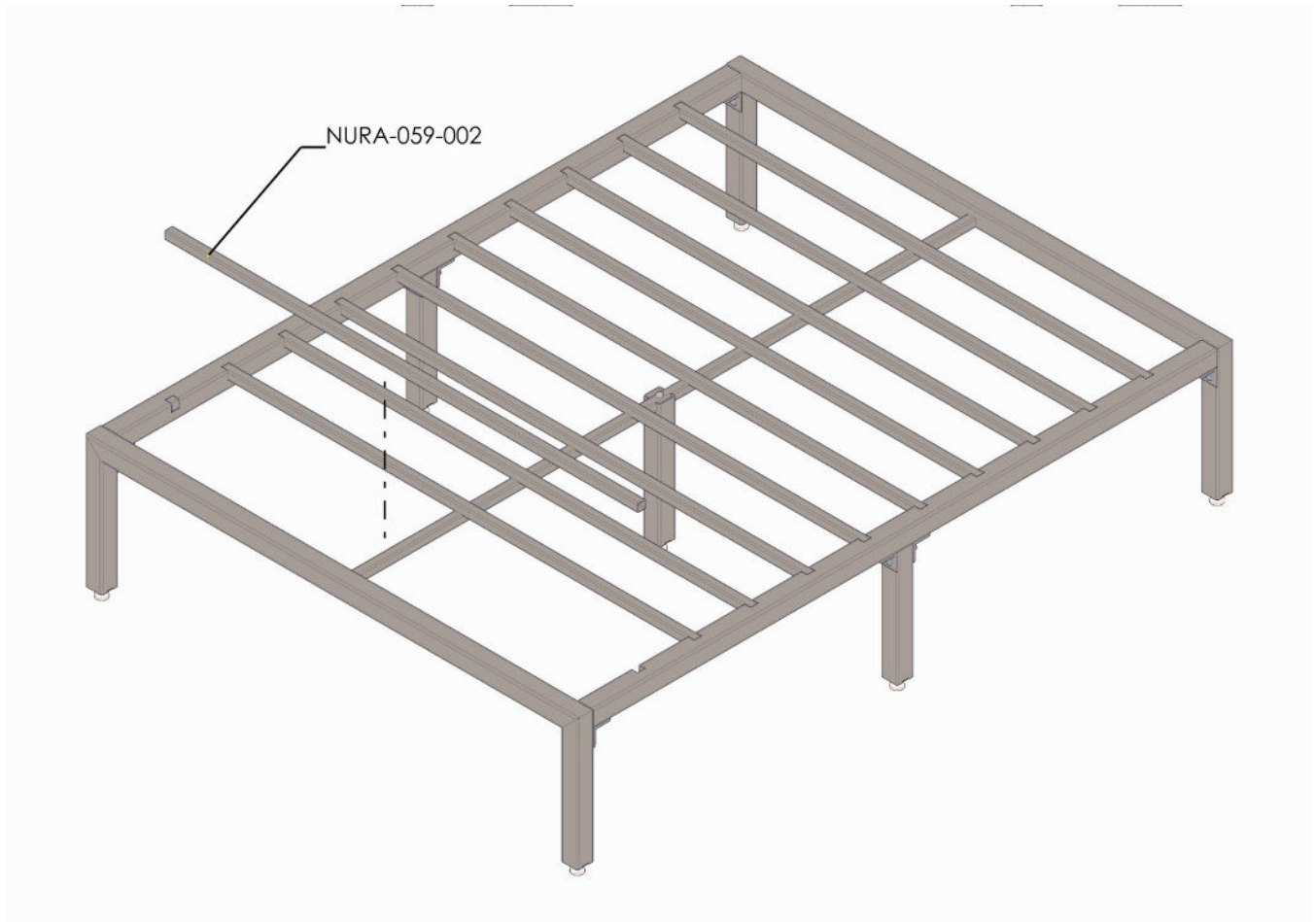
NOTES:

19



NOTES:

20

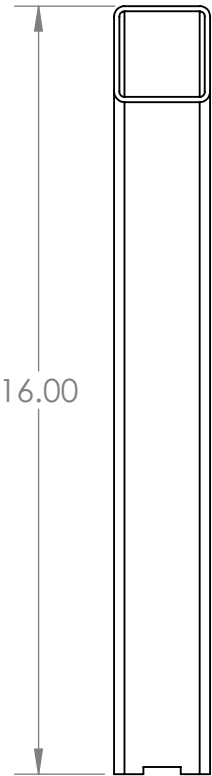
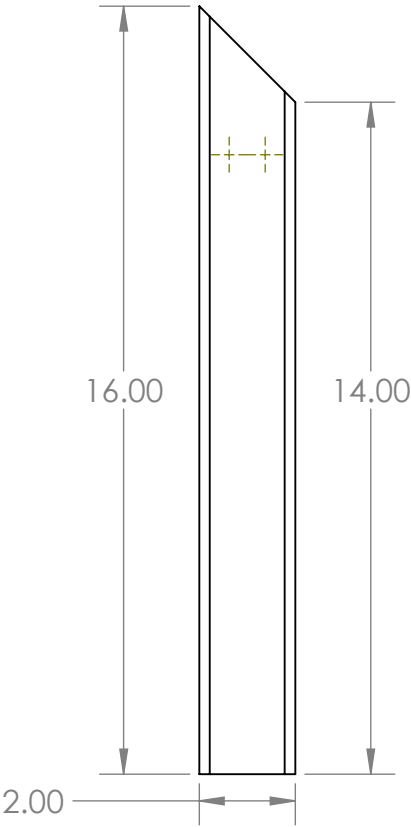
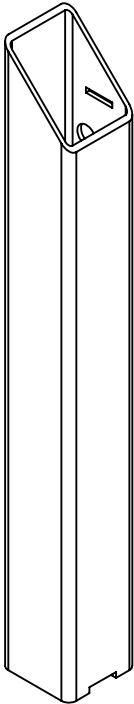
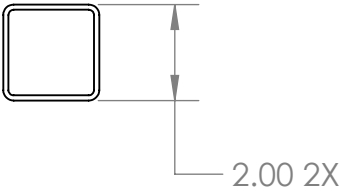
**NOTES:**

NOW IS THE PERFECT TIME TO GO BACK AND FINISH WELDING ALL THE PREVIOUS TACK WELDS

WE RECOMMEND A 0.25" HIGH FILLET WELD, 1.5" LONG

PART DRAWINGS

REVISIONS			
REV.	DESCRIPTION	DATE	APPROVED



DIMENSIONS ARE IN INCHES, UNLESS SPECIFIED OTHERWISE



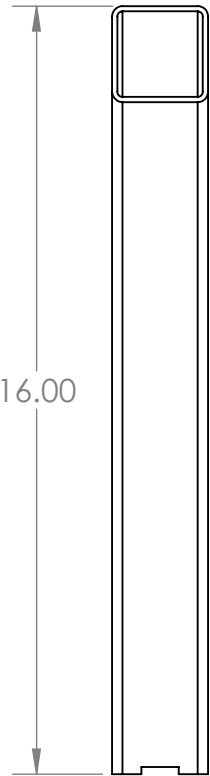
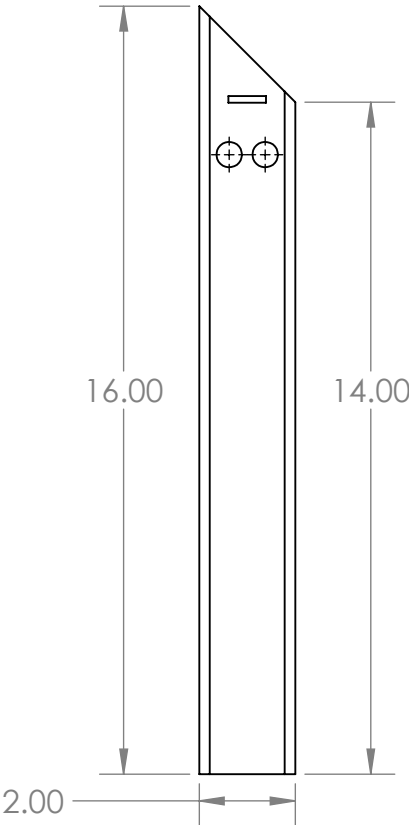
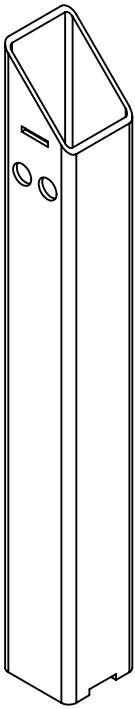
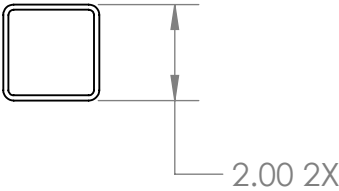
101 INDUSTRIAL CT, CONROE, TX 77301 | PH: 281-238-9652

PROPRIETARY AND CONFIDENTIAL : THE INFORMATION CONTAINED IN THIS DRAWING IS THE SOLE PROPERTY OF WELD PROJECTS. ANY REPRODUCTION, IN PART OR AS A WHOLE, WITHOUT WRITTEN PERMISSION OF WELD PROJECTS IS PROHIBITED.

PART #	MATERIAL
NURA-051-000	SQ_A500_2X2_0.109T

DESCRIPTION :
Nura Bed Frame Right Leg
DRAWN BY: MMoreno 01/12/24 SHEET 1 OF 1

REVISIONS			
REV.	DESCRIPTION	DATE	APPROVED



DIMENSIONS ARE IN INCHES, UNLESS SPECIFIED OTHERWISE

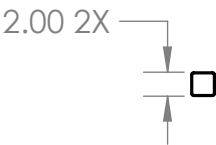
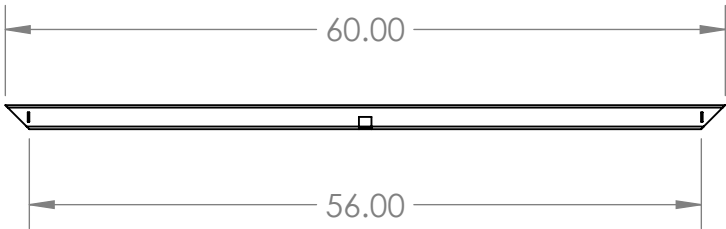
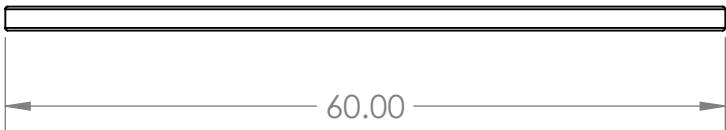
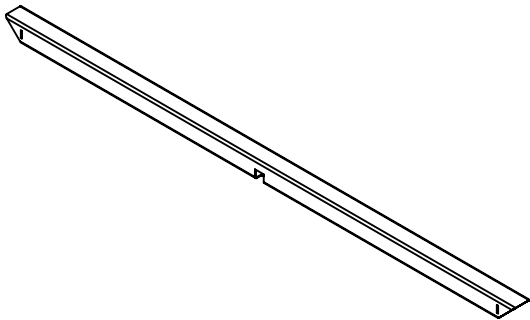


101 INDUSTRIAL CT, CONROE, TX 77301 | PH: 281-238-9652

PROPRIETARY AND CONFIDENTIAL : THE INFORMATION CONTAINED IN THIS DRAWING IS THE SOLE PROPERTY OF WELD PROJECTS. ANY REPRODUCTION, IN PART OR AS A WHOLE, WITHOUT WRITTEN PERMISSION OF WELD PROJECTS IS PROHIBITED.

PART # NURA-051-001	MATERIAL SQ_A500_2X2_0.109T
DESCRIPTION : Nura Bed Frame Left Leg	
DRAWN BY: MMoreno 01/12/24	SHEET 1 OF 1

REVISIONS			
REV.	DESCRIPTION	DATE	APPROVED



DIMENSIONS ARE IN INCHES, UNLESS SPECIFIED OTHERWISE

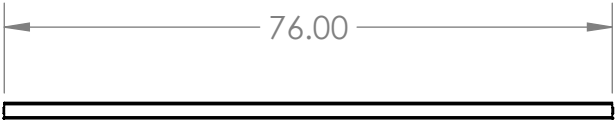
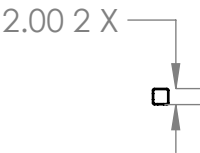
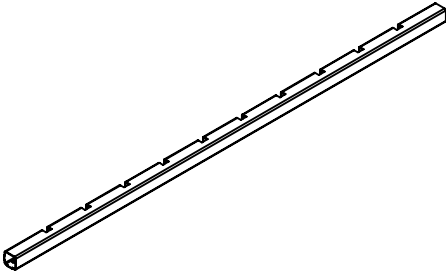
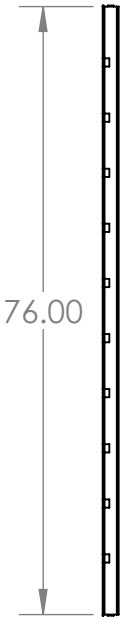


101 INDUSTRIAL CT, CONROE, TX 77301 | PH: 281-238-9652

PROPRIETARY AND CONFIDENTIAL : THE INFORMATION CONTAINED IN THIS DRAWING IS THE SOLE PROPERTY OF WELD PROJECTS. ANY REPRODUCTION, IN PART OR AS A WHOLE, WITHOUT WRITTEN PERMISSION OF WELD PROJECTS IS PROHIBITED.

PART # NURA-052-002	MATERIAL SQ_A500_2X2_0.109T
DESCRIPTION : Nura Queen Bed Frame Stretcher	
DRAWN BY: MMoreno 01/11/23 SHEET 1 OF 1	

REVISIONS			
REV.	DESCRIPTION	DATE	APPROVED



DIMENSIONS ARE IN INCHES, UNLESS SPECIFIED OTHERWISE



101 INDUSTRIAL CT, CONROE, TX 77301 | PH: 281-238-9652

PROPRIETARY AND CONFIDENTIAL : THE INFORMATION CONTAINED IN THIS DRAWING IS THE SOLE PROPERTY OF WELD PROJECTS. ANY REPRODUCTION, IN PART OR AS A WHOLE, WITHOUT WRITTEN PERMISSION OF WELD PROJECTS IS PROHIBITED.

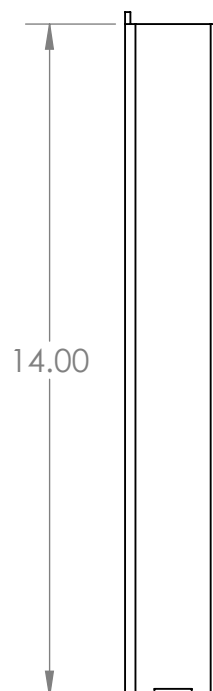
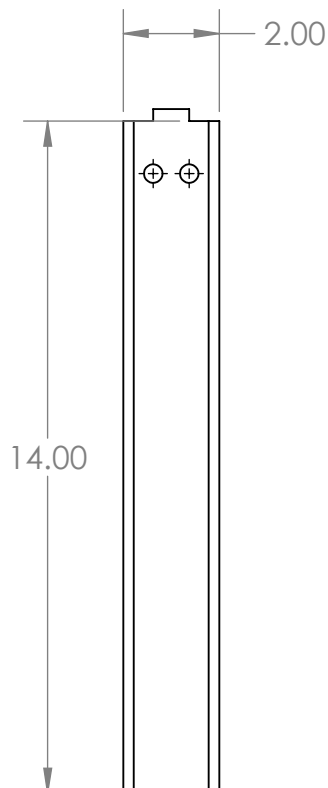
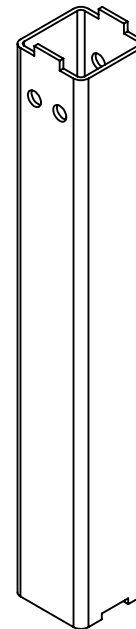
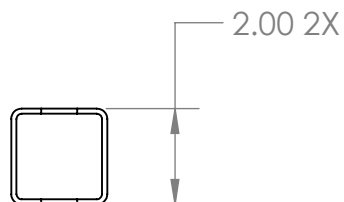
PART #
NURA-053-002

MATERIAL
SQ_A500_2X2_0.109T

DESCRIPTION :
Nura Queen Bed Frame Reacher

DRAWN BY: MMoreno | 01/11/24 SHEET 1 OF 1

REVISIONS			
REV.	DESCRIPTION	DATE	APPROVED



DIMENSIONS ARE IN INCHES, UNLESS SPECIFIED OTHERWISE

WELD PROJECTS COM

101 INDUSTRIAL CT, CONROE, TX 77301 | PH: 281-238-9652

PROPRIETARY AND CONFIDENTIAL : THE INFORMATION CONTAINED IN THIS DRAWING IS THE SOLE PROPERTY OF WELD PROJECTS. ANY REPRODUCTION, IN PART OR AS A WHOLE, WITHOUT WRITTEN PERMISSION OF WELD PROJECTS IS PROHIBITED.

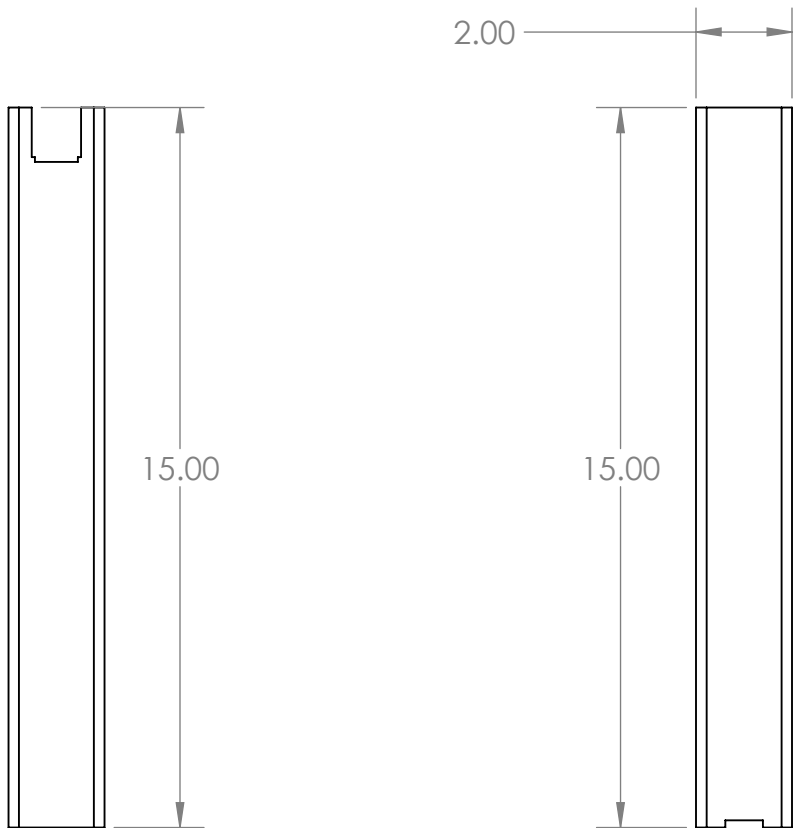

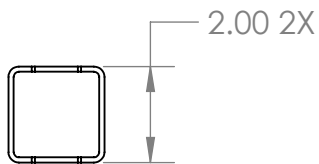
PART #
NURA-054-000

MATERIAL
SQ_A500_2X2_0.109T

DESCRIPTION :
Nura Bed Frame Middle Leg

DRAWN BY: MMoreno | 01/12/24 **SHEET 1 OF 1**

REVISIONS			
REV.	DESCRIPTION	DATE	APPROVED



DIMENSIONS ARE IN INCHES, UNLESS SPECIFIED OTHERWISE

WELD PROJECTS COM

101 INDUSTRIAL CT, CONROE, TX 77301 | PH: 281-238-9652

PROPRIETARY AND CONFIDENTIAL : THE INFORMATION CONTAINED IN THIS DRAWING IS THE SOLE PROPERTY OF WELD PROJECTS. ANY REPRODUCTION, IN PART OR AS A WHOLE, WITHOUT WRITTEN PERMISSION OF WELD PROJECTS IS PROHIBITED.

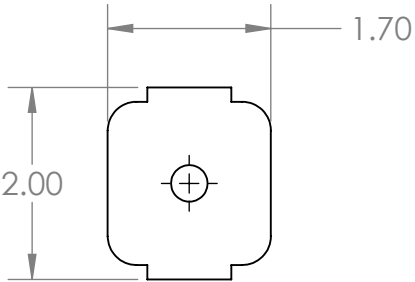
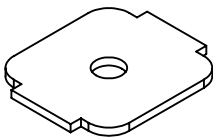
PART #
NURA-055-000

MATERIAL
SQ_A500_2X2_0.109T

DESCRIPTION :
Nura Bed Frame Center Leg

DRAWN BY: MMoreno | 01/11/24 **SHEET 1 OF 1**

REVISIONS			
REV.	DESCRIPTION	DATE	APPROVED



DIMENSIONS ARE IN INCHES, UNLESS SPECIFIED OTHERWISE



101 INDUSTRIAL CT, CONROE, TX 77301 | PH: 281-238-9652

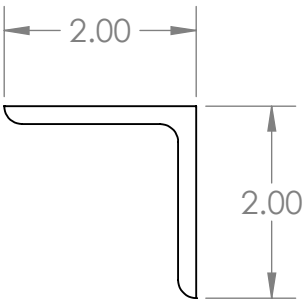
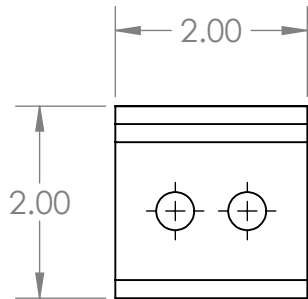
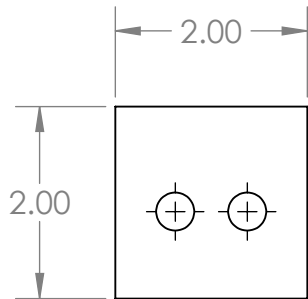
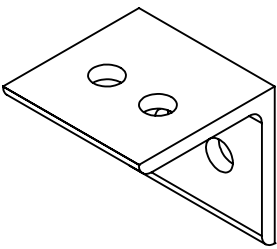
PROPRIETARY AND CONFIDENTIAL : THE INFORMATION CONTAINED IN THIS DRAWING IS THE SOLE PROPERTY OF WELD PROJECTS. ANY REPRODUCTION, IN PART OR AS A WHOLE, WITHOUT WRITTEN PERMISSION OF WELD PROJECTS IS PROHIBITED.

PART # NURA-056-000	MATERIAL SM_A36_0.1045T
-------------------------------	-----------------------------------

DESCRIPTION :
Nura Bed Frame Center Leg Plate

DRAWN BY: MMoreno | 01/12/24 **SHEET 1 OF 1**

REVISIONS			
REV.	DESCRIPTION	DATE	APPROVED



DIMENSIONS ARE IN INCHES, UNLESS SPECIFIED OTHERWISE



101 INDUSTRIAL CT, CONROE, TX 77301 | PH: 281-238-9652

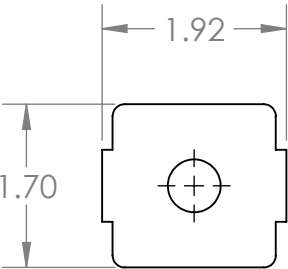
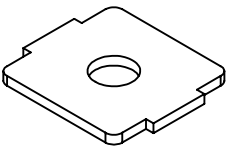
PROPRIETARY AND CONFIDENTIAL : THE INFORMATION CONTAINED IN THIS DRAWING IS THE SOLE PROPERTY OF WELD PROJECTS. ANY REPRODUCTION, IN PART OR AS A WHOLE, WITHOUT WRITTEN PERMISSION OF WELD PROJECTS IS PROHIBITED.

PART #	MATERIAL
NURA-057-000	AG_A500_2X2_0.1875T

DESCRIPTION :
Nura Fastener Angle

DRAWN BY: MMoreno | 01/12/24 **SHEET 1 OF 1**

REVISIONS			
REV.	DESCRIPTION	DATE	APPROVED



DIMENSIONS ARE IN INCHES, UNLESS SPECIFIED OTHERWISE

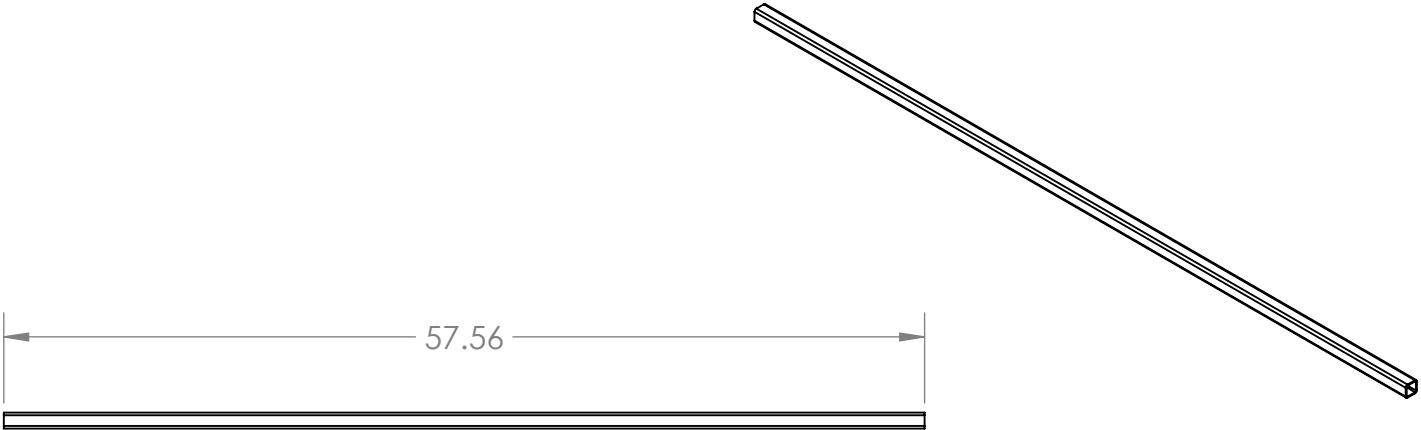


101 INDUSTRIAL CT, CONROE, TX 77301 | PH: 281-238-9652

PROPRIETARY AND CONFIDENTIAL : THE INFORMATION CONTAINED IN THIS DRAWING IS THE SOLE PROPERTY OF WELD PROJECTS. ANY REPRODUCTION, IN PART OR AS A WHOLE, WITHOUT WRITTEN PERMISSION OF WELD PROJECTS IS PROHIBITED.

PART # NURA-058-000	MATERIAL SM_A36_0.125T
DESCRIPTION : Nura Leg Bottom Plate	
DRAWN BY: MMoreno 01/12/24 SHEET 1 OF 1	

REVISIONS			
REV.	DESCRIPTION	DATE	APPROVED



DIMENSIONS ARE IN INCHES, UNLESS SPECIFIED OTHERWISE

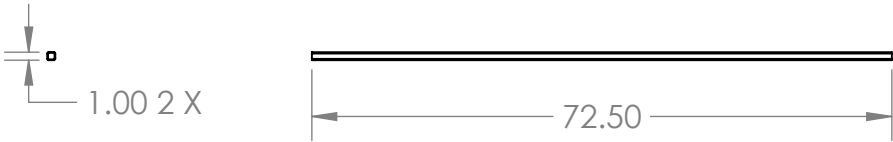


101 INDUSTRIAL CT, CONROE, TX 77301 | PH: 281-238-9652

PROPRIETARY AND CONFIDENTIAL : THE INFORMATION CONTAINED IN THIS DRAWING IS THE SOLE PROPERTY OF WELD PROJECTS. ANY REPRODUCTION, IN PART OR AS A WHOLE, WITHOUT WRITTEN PERMISSION OF WELD PROJECTS IS PROHIBITED.

PART # NURA-059-002	MATERIAL SQ_A500_1X1_0.083T
DESCRIPTION : Nura Queen Bed Frame Slab	
DRAWN BY: MMoreno 01/12/24	
SHEET 1 OF 1	

REVISIONS			
REV.	DESCRIPTION	DATE	APPROVED



DIMENSIONS ARE IN INCHES, UNLESS SPECIFIED OTHERWISE



101 INDUSTRIAL CT, CONROE, TX 77301 | PH: 281-238-9652

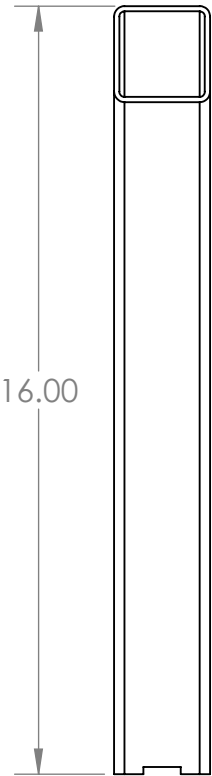
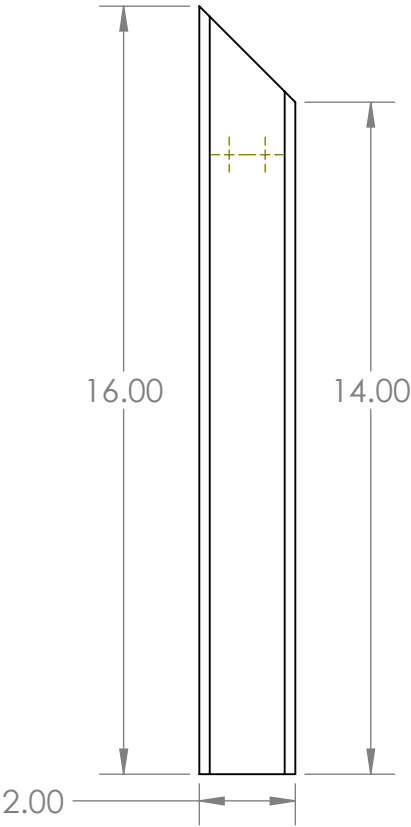
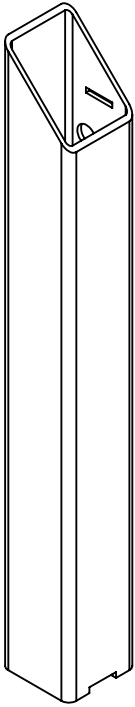
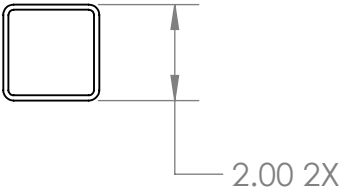
PROPRIETARY AND CONFIDENTIAL : THE INFORMATION CONTAINED IN THIS DRAWING IS THE SOLE PROPERTY OF WELD PROJECTS. ANY REPRODUCTION, IN PART OR AS A WHOLE, WITHOUT WRITTEN PERMISSION OF WELD PROJECTS IS PROHIBITED.

PART # NURA-060-002	MATERIAL SQ_A500_1X1_0.083T
-------------------------------	---------------------------------------

DESCRIPTION :
Nura Bed Frame Middle Reacher

DRAWN BY: MMoreno | 01/12/24 **SHEET 1 OF 1**

REVISIONS			
REV.	DESCRIPTION	DATE	APPROVED



DIMENSIONS ARE IN INCHES, UNLESS SPECIFIED OTHERWISE



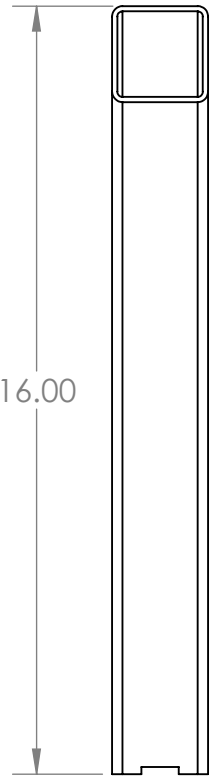
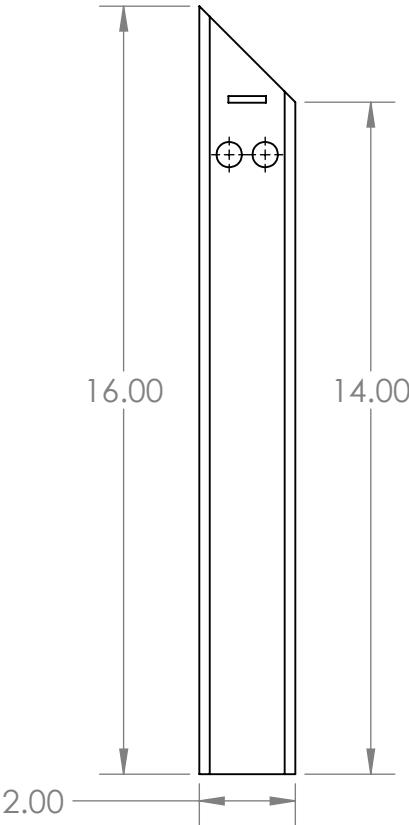
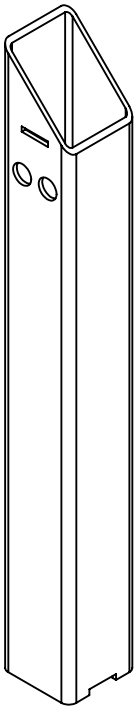
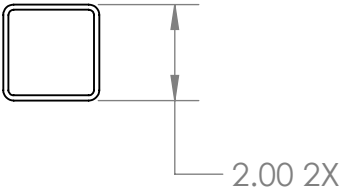
101 INDUSTRIAL CT, CONROE, TX 77301 | PH: 281-238-9652

PROPRIETARY AND CONFIDENTIAL : THE INFORMATION CONTAINED IN THIS DRAWING IS THE SOLE PROPERTY OF WELD PROJECTS. ANY REPRODUCTION, IN PART OR AS A WHOLE, WITHOUT WRITTEN PERMISSION OF WELD PROJECTS IS PROHIBITED.

PART #	MATERIAL
NURA-051-000	SQ_A500_2X2_0.109T

DESCRIPTION :
Nura Bed Frame Right Leg
DRAWN BY: MMoreno 01/12/24 SHEET 1 OF 1

REVISIONS			
REV.	DESCRIPTION	DATE	APPROVED



DIMENSIONS ARE IN INCHES, UNLESS SPECIFIED OTHERWISE



101 INDUSTRIAL CT, CONROE, TX 77301 | PH: 281-238-9652

PROPRIETARY AND CONFIDENTIAL : THE INFORMATION CONTAINED IN THIS DRAWING IS THE SOLE PROPERTY OF WELD PROJECTS. ANY REPRODUCTION, IN PART OR AS A WHOLE, WITHOUT WRITTEN PERMISSION OF WELD PROJECTS IS PROHIBITED.

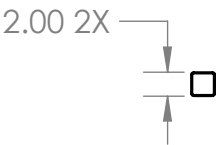
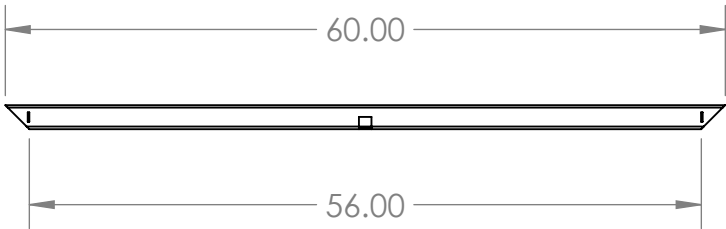
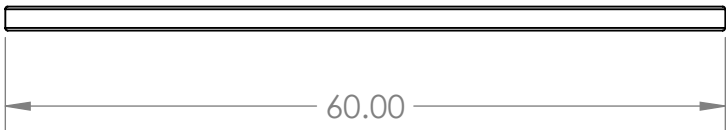
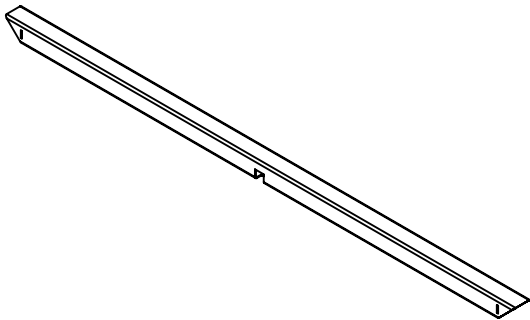
PART #
NURA-051-001

MATERIAL
SQ_A500_2X2_0.109T

DESCRIPTION :
Nura Bed Frame Left Leg

DRAWN BY: MMoreno | 01/12/24 SHEET 1 OF 1

REVISIONS			
REV.	DESCRIPTION	DATE	APPROVED



DIMENSIONS ARE IN INCHES, UNLESS SPECIFIED OTHERWISE



101 INDUSTRIAL CT, CONROE, TX 77301 | PH: 281-238-9652

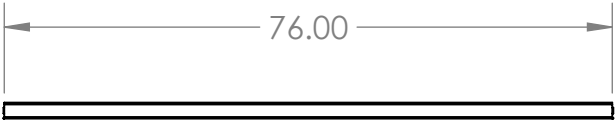
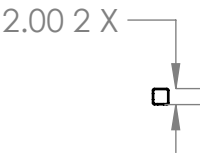
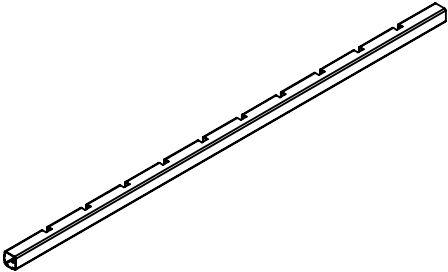
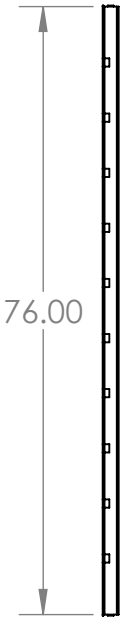
PROPRIETARY AND CONFIDENTIAL : THE INFORMATION CONTAINED IN THIS DRAWING IS THE SOLE PROPERTY OF WELD PROJECTS. ANY REPRODUCTION, IN PART OR AS A WHOLE, WITHOUT WRITTEN PERMISSION OF WELD PROJECTS IS PROHIBITED.

PART # NURA-052-002	MATERIAL SQ_A500_2X2_0.109T
-------------------------------	---------------------------------------

DESCRIPTION :
Nura Queen Bed Frame Stretcher

DRAWN BY: MMoreno | 01/11/23 **SHEET 1 OF 1**

REVISIONS			
REV.	DESCRIPTION	DATE	APPROVED



DIMENSIONS ARE IN INCHES, UNLESS SPECIFIED OTHERWISE



101 INDUSTRIAL CT, CONROE, TX 77301 | PH: 281-238-9652


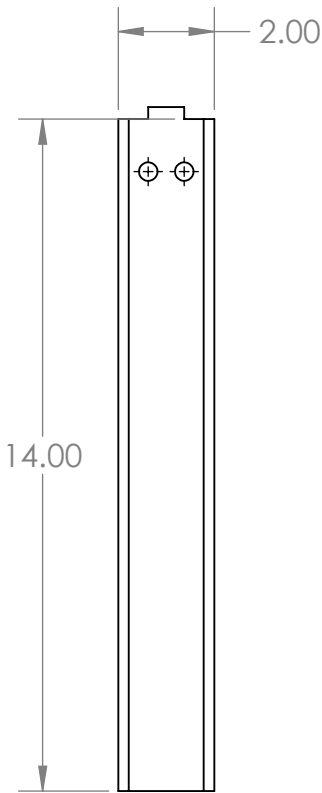

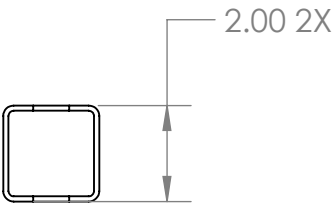
PROPRIETARY AND CONFIDENTIAL : THE INFORMATION CONTAINED IN THIS DRAWING IS THE SOLE PROPERTY OF WELD PROJECTS. ANY REPRODUCTION, IN PART OR AS A WHOLE, WITHOUT WRITTEN PERMISSION OF WELD PROJECTS IS PROHIBITED.

PART # NURA-053-002	MATERIAL SQ_A500_2X2_0.109T
-------------------------------	---------------------------------------

DESCRIPTION :
Nura Queen Bed Frame Reacher

DRAWN BY: MMoreno | 01/11/24 **SHEET 1 OF 1**

REVISIONS			
REV.	DESCRIPTION	DATE	APPROVED



DIMENSIONS ARE IN INCHES, UNLESS SPECIFIED OTHERWISE



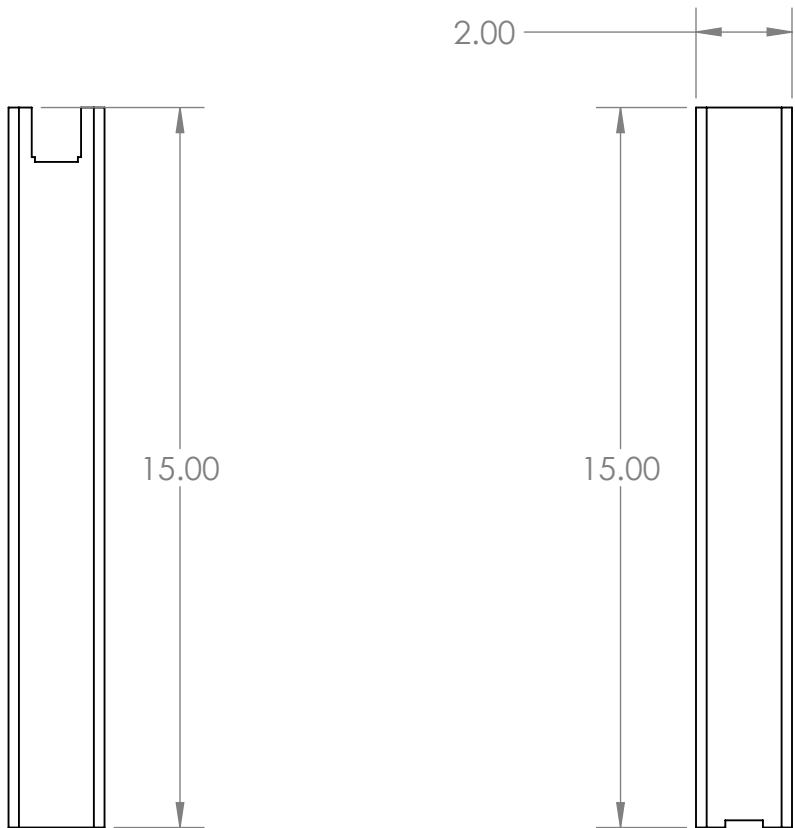

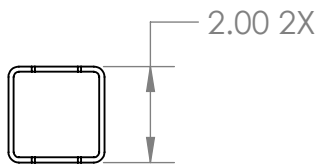
101 INDUSTRIAL CT, CONROE, TX 77301 | PH: 281-238-9652

PROPRIETARY AND CONFIDENTIAL : THE INFORMATION CONTAINED IN THIS DRAWING IS THE SOLE PROPERTY OF WELD PROJECTS. ANY REPRODUCTION, IN PART OR AS A WHOLE, WITHOUT WRITTEN PERMISSION OF WELD PROJECTS IS PROHIBITED.

PART #	MATERIAL
NURA-054-000	SQ_A500_2X2_0.109T

DESCRIPTION :	
Nura Bed Frame Middle Leg	
DRAWN BY: MMoreno 01/12/24	SHEET 1 OF 1

REVISIONS			
REV.	DESCRIPTION	DATE	APPROVED



DIMENSIONS ARE IN INCHES, UNLESS SPECIFIED OTHERWISE

WELD PROJECTS COM

101 INDUSTRIAL CT, CONROE, TX 77301 | PH: 281-238-9652

PROPRIETARY AND CONFIDENTIAL : THE INFORMATION CONTAINED IN THIS DRAWING IS THE SOLE PROPERTY OF WELD PROJECTS. ANY REPRODUCTION, IN PART OR AS A WHOLE, WITHOUT WRITTEN PERMISSION OF WELD PROJECTS IS PROHIBITED.

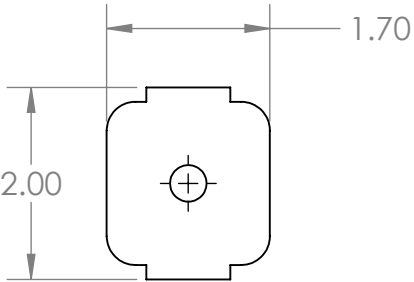
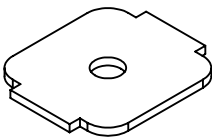
PART #
NURA-055-000

MATERIAL
SQ_A500_2X2_0.109T

DESCRIPTION :
Nura Bed Frame Center Leg

DRAWN BY: MMoreno | 01/11/24 **SHEET 1 OF 1**

REVISIONS			
REV.	DESCRIPTION	DATE	APPROVED



DIMENSIONS ARE IN INCHES, UNLESS SPECIFIED OTHERWISE



101 INDUSTRIAL CT, CONROE, TX 77301 | PH: 281-238-9652

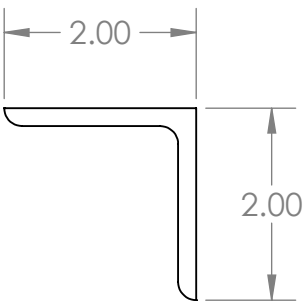
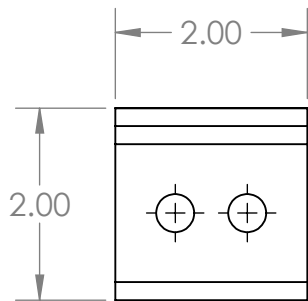
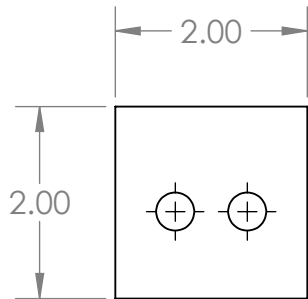
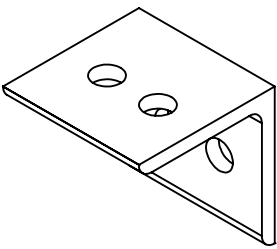
PROPRIETARY AND CONFIDENTIAL : THE INFORMATION CONTAINED IN THIS DRAWING IS THE SOLE PROPERTY OF WELD PROJECTS. ANY REPRODUCTION, IN PART OR AS A WHOLE, WITHOUT WRITTEN PERMISSION OF WELD PROJECTS IS PROHIBITED.

PART #	MATERIAL
NURA-056-000	SM_A36_0.1045T

DESCRIPTION :
Nura Bed Frame Center Leg Plate

DRAWN BY: MMoreno | 01/12/24 **SHEET 1 OF 1**

REVISIONS			
REV.	DESCRIPTION	DATE	APPROVED



DIMENSIONS ARE IN INCHES, UNLESS SPECIFIED OTHERWISE



101 INDUSTRIAL CT, CONROE, TX 77301 | PH: 281-238-9652

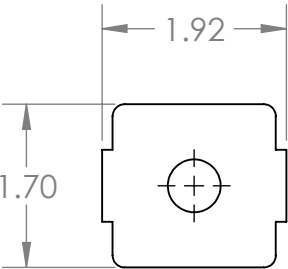
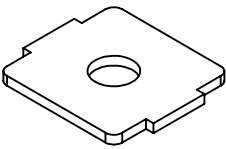
PROPRIETARY AND CONFIDENTIAL : THE INFORMATION CONTAINED IN THIS DRAWING IS THE SOLE PROPERTY OF WELD PROJECTS. ANY REPRODUCTION, IN PART OR AS A WHOLE, WITHOUT WRITTEN PERMISSION OF WELD PROJECTS IS PROHIBITED.

PART #	MATERIAL
NURA-057-000	AG_A500_2X2_0.1875T

DESCRIPTION :
Nura Fastener Angle

DRAWN BY: MMoreno | 01/12/24 **SHEET 1 OF 1**

REVISIONS			
REV.	DESCRIPTION	DATE	APPROVED



DIMENSIONS ARE IN INCHES, UNLESS SPECIFIED OTHERWISE

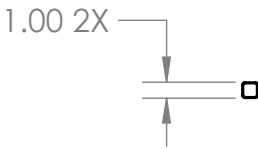
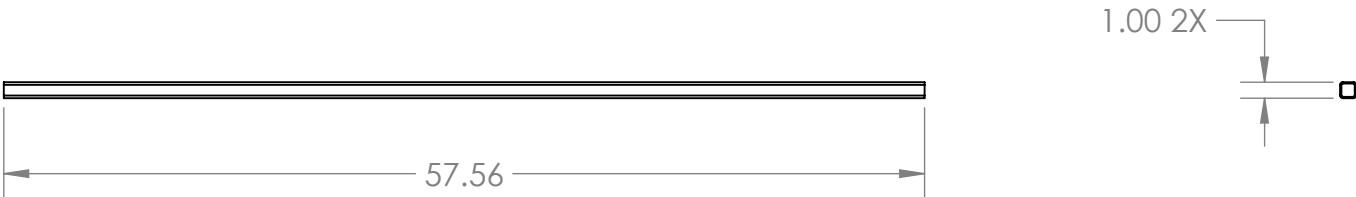
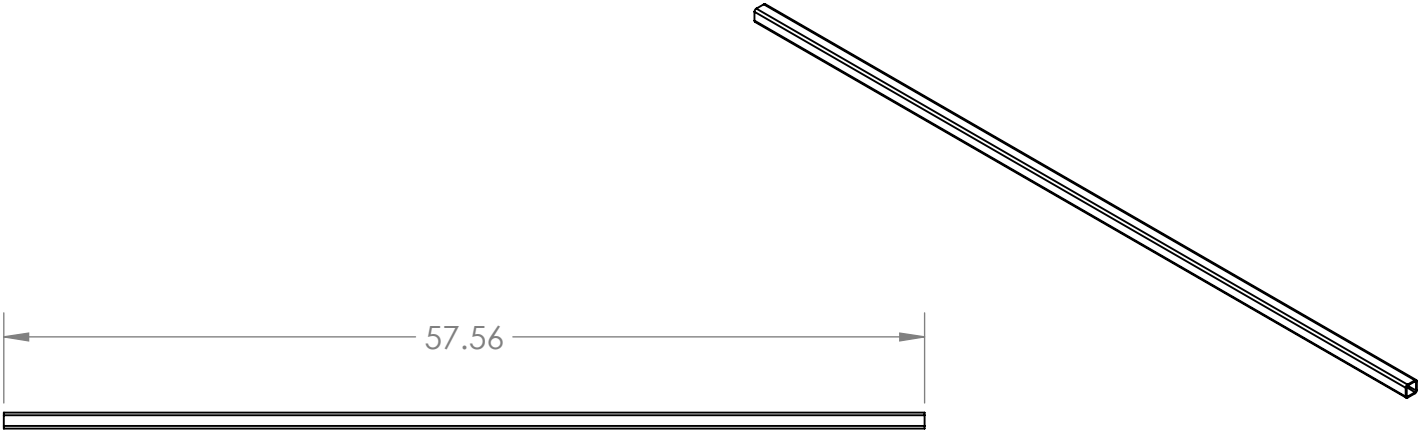


101 INDUSTRIAL CT, CONROE, TX 77301 | PH: 281-238-9652

PROPRIETARY AND CONFIDENTIAL : THE INFORMATION CONTAINED IN THIS DRAWING IS THE SOLE PROPERTY OF WELD PROJECTS. ANY REPRODUCTION, IN PART OR AS A WHOLE, WITHOUT WRITTEN PERMISSION OF WELD PROJECTS IS PROHIBITED.

PART # NURA-058-000	MATERIAL SM_A36_0.125T
DESCRIPTION : Nura Leg Bottom Plate	
DRAWN BY: MMoreno 01/12/24 SHEET 1 OF 1	

REVISIONS			
REV.	DESCRIPTION	DATE	APPROVED



DIMENSIONS ARE IN INCHES, UNLESS SPECIFIED OTHERWISE



101 INDUSTRIAL CT, CONROE, TX 77301 | PH: 281-238-9652

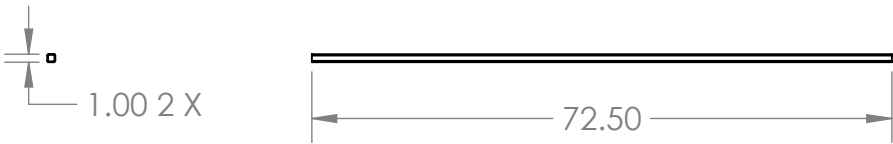

PROPRIETARY AND CONFIDENTIAL : THE INFORMATION CONTAINED IN THIS DRAWING IS THE SOLE PROPERTY OF WELD PROJECTS. ANY REPRODUCTION, IN PART OR AS A WHOLE, WITHOUT WRITTEN PERMISSION OF WELD PROJECTS IS PROHIBITED.

PART # NURA-059-002	MATERIAL SQ_A500_1X1_0.083T
-------------------------------	---------------------------------------

DESCRIPTION :
Nura Queen Bed Frame Slab

DRAWN BY: MMoreno | 01/12/24 **SHEET 1 OF 1**

REVISIONS			
REV.	DESCRIPTION	DATE	APPROVED



DIMENSIONS ARE IN INCHES, UNLESS SPECIFIED OTHERWISE



101 INDUSTRIAL CT, CONROE, TX 77301 | PH: 281-238-9652

PROPRIETARY AND CONFIDENTIAL : THE INFORMATION CONTAINED IN THIS DRAWING IS THE SOLE PROPERTY OF WELD PROJECTS. ANY REPRODUCTION, IN PART OR AS A WHOLE, WITHOUT WRITTEN PERMISSION OF WELD PROJECTS IS PROHIBITED.

PART # NURA-060-002	MATERIAL SQ_A500_1X1_0.083T
-------------------------------	---------------------------------------

DESCRIPTION :
Nura Bed Frame Middle Reacher

DRAWN BY: MMoreno | 01/12/24 **SHEET 1 OF 1**