


PATIO LOUNGE

(PSOL-000-000)



Contents

WARNING..... 3

BILL OF MATERIALS..... 4

GLOSSARY..... 5

AWS SYMBOLS..... 6

ASSEMBLY INSTRUCTIONS..... 7

PART DRAWINGS 24

WARNING



SAFETY WARNING: WELDING INVOLVED

Before you begin the assembly process, it's crucial to understand the risks and necessary precautions associated with welding. Please read and adhere to the following safety guidelines:

- **Professional Supervision:** If you're inexperienced in welding, consider seeking guidance or supervision from a trained professional. A small error can have significant consequences on the durability and safety of your furniture.
- **Protective Gear:** Welding can produce intense UV light, sparks, and spatter. Always use a welding helmet with the correct shade of lens, wear flame-resistant clothing, leather gloves, and safety boots. Safety glasses should be worn underneath the helmet for added eye protection.
- **Work in a Safe Environment:** Welding can produce harmful fumes and gases. Always work in a well-ventilated space, preferably outdoors. Remove any flammable materials from the vicinity, and always have a fire extinguisher on hand.
- **Pre-welding Inspection:** Thoroughly inspect the metal parts for any signs of damage, rust, or contamination. Clean the areas to be welded to ensure there are no oils, paints, or other materials that might interfere with the weld.
- **Equipment Check:** Before you start, ensure your welding machine is in proper working condition. Check cables, connectors, and welding gun for any damage or wear.
- **Avoid Water:** Never weld in wet conditions or touch the welding equipment with wet hands or gloves. Water is a conductor of electricity and can increase the risk of shocks.
- **Grounding:** Ensure that the piece you're welding is correctly grounded. A proper ground connection is essential for safety and for producing quality welds.
- **Post-welding Protocol:** Once you finish welding, let the welded parts cool down gradually. Rapid cooling can lead to metal warpage or structural weaknesses.
- **Stay Informed:** Familiarize yourself with the Material Safety Data Sheet (MSDS) for the metals you're working with and the filler materials you're using.
- **First Aid:** Keep a first aid kit nearby. In case of minor burns, immediately hold the affected area under cold running water for at least 10 minutes.
- **Limit Distractions:** Ensure that your workspace is free from unnecessary distractions. Focus is critical when welding to maintain consistent quality and safety.
- **Store Equipment Safely:** After completion, store your welding equipment in a dry, safe place away from children's reach.

Remember, your safety and the quality of your work go hand in hand. Always prioritize safety precautions and never rush the welding process. If you're ever uncertain about a step or safety measure, seek guidance before proceeding.

Your safety is our top priority! No task justifies risking injury.

BILL OF MATERIALS

See page 24 for detailed drawings of each part.

ITEM	PART NUMBER	DESCRIPTION	REV	MATERIAL	QTY.
1	1001-010-000	Projection Hex Weld Nut – 0.5"-13	A-1	STEEL	4
2	1000-050-004	Phillips Flat Head Wood Screws - #10-13 x 1"	A-1	STEEL	55
3	PSOL-050-000	SUPPORT - MIDDLE	A-1	RT_A500_3x2_0.075T	3
4	PSOL-051-000	FRONT LEG MEMBER - LEFT	A-1	RT_A500_3x2_0.075T	1
5	PSOL-051-001	FRONT LEG MEMBER - RIGHT	A-1	RT_A500_3x2_0.075T	1
6	PSOL-052-000	MIDDLE LEG MEMBER - LEFT	A-1	RT_A500_3x2_0.075T	1
7	PSOL-052-001	MIDDLE LEG MEMBER - RIGHT	A-1	RT_A500_3x2_0.075T	1
8	PSOL-053-000	BACK LEG MEMBER - LEFT	A-1	RT_A500_3x2_0.075T	1
9	PSOL-053-001	BACK LEG MEMBER - RIGHT	A-1	RT_A500_3x2_0.075T	1
10	PSOL-054-000	BACK REST MEMBER	A-1	RT_A500_3x2_0.075T	2
11	PSOL-055-000	BACK REST PLATE	A-1	SM_A36_0.1345T	2
12	PSOL-056-000	BACK REST STRAP SUPPORT	A-1	SM_A36_0.1345T	1
13	PSOL-057-000	BOTTOM FROM CAP	A-1	SM_A36_0.1345T	2
14	PSOL-057-001	BOTTOM REAR CAP	A-1	SM_A36_0.1345T	2
15	PSOL-057-002	END CAP	A-1	SM_A36_0.1345T	4
16	PSOL-900-000**	SEAT WOOD PLANK	A-1	2X4 WOOD	10
17	PSOL-900-001**	BACK WOOD PLANK	A-1	2X2 WOOD	16

** ITEMS NOT PROVIDED

GLOSSARY

METAL TUBE

SQ_A500_2X2_0.065T

TYPE

MATERIAL

SIZE

MATERIAL
THICKNESS

SHEET METAL

SM_A36_0.065T

TYPE

MATERIAL

MATERIAL
THICKNESS

Type





SQ = Square tube profile
RT = Rectangle tube profile
RD = Circle tube profile
AG = Angle tube profile
SM = Sheet Metal

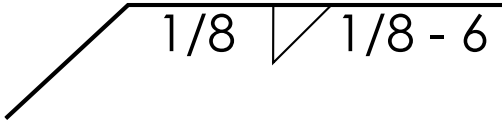
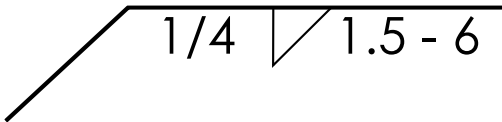
Material Thickness

10ga – 0.1345"
12ga – 0.1035"
14ga – 0.075"
16ga – 0.065"

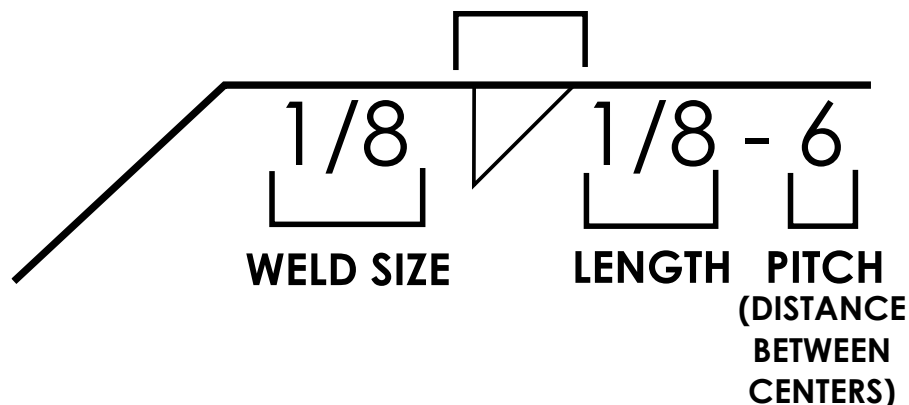
AWS SYMBOLS

The following are some of the common weld symbols you will encounter when reading our assembly instructions.

AWS SYMBOL	NAME	DESCRIPTION
	FILLET WELD	Triangular weld joining two surfaces at right angles; common in T-joints and lap joints.
	SEAM WELD	Joins metal using a hole in the top piece, fusing with the bottom piece.
	SPOT WELD	Used for fusing overlapping metals at discrete points; often used in sheet metal fabrication.
	PLUG WELD	Process creating a consistent weld along overlapping materials; suitable for containers and cylindrical assemblies.

WELD INDICATION	DESCRIPTION
	TACK WELD (Small and temporary weld that hold parts together ready for final welding.)
	FULLY WELD (Last welding operation performed to complete a joint or structure, ensuring its integrity.)

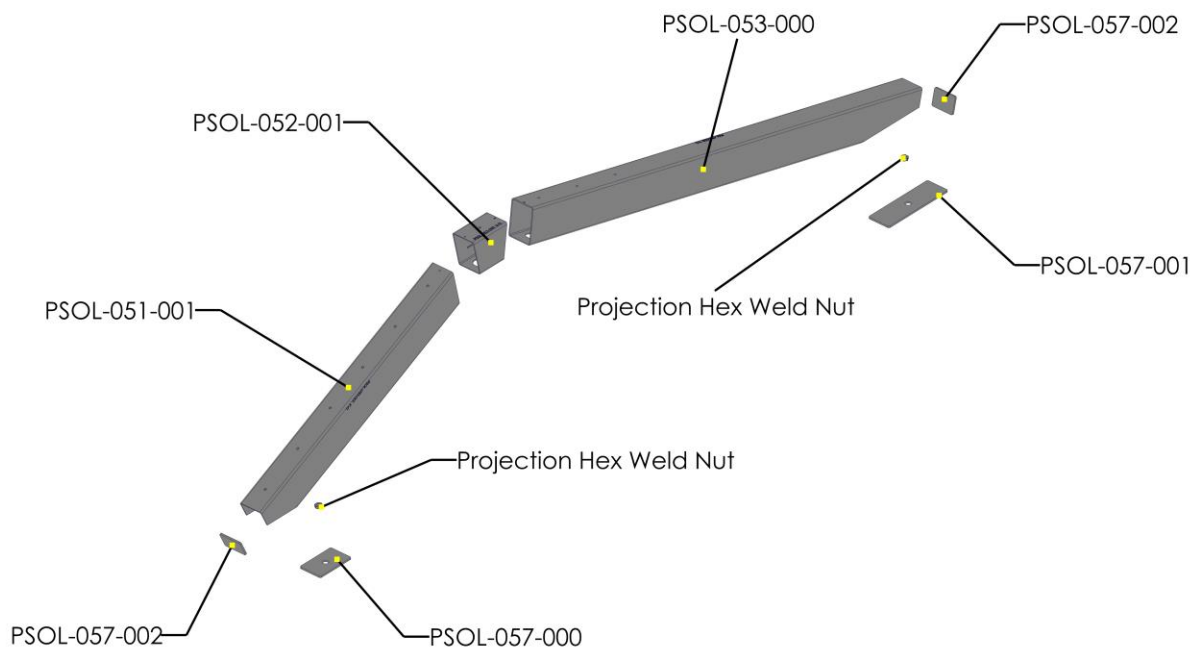
WELD SYMBOL



This symbol tells us to make a 1/8" high Fillet Weld, 1/8" long (a "tack"), and to do so along the seam every 6" (the pitch).

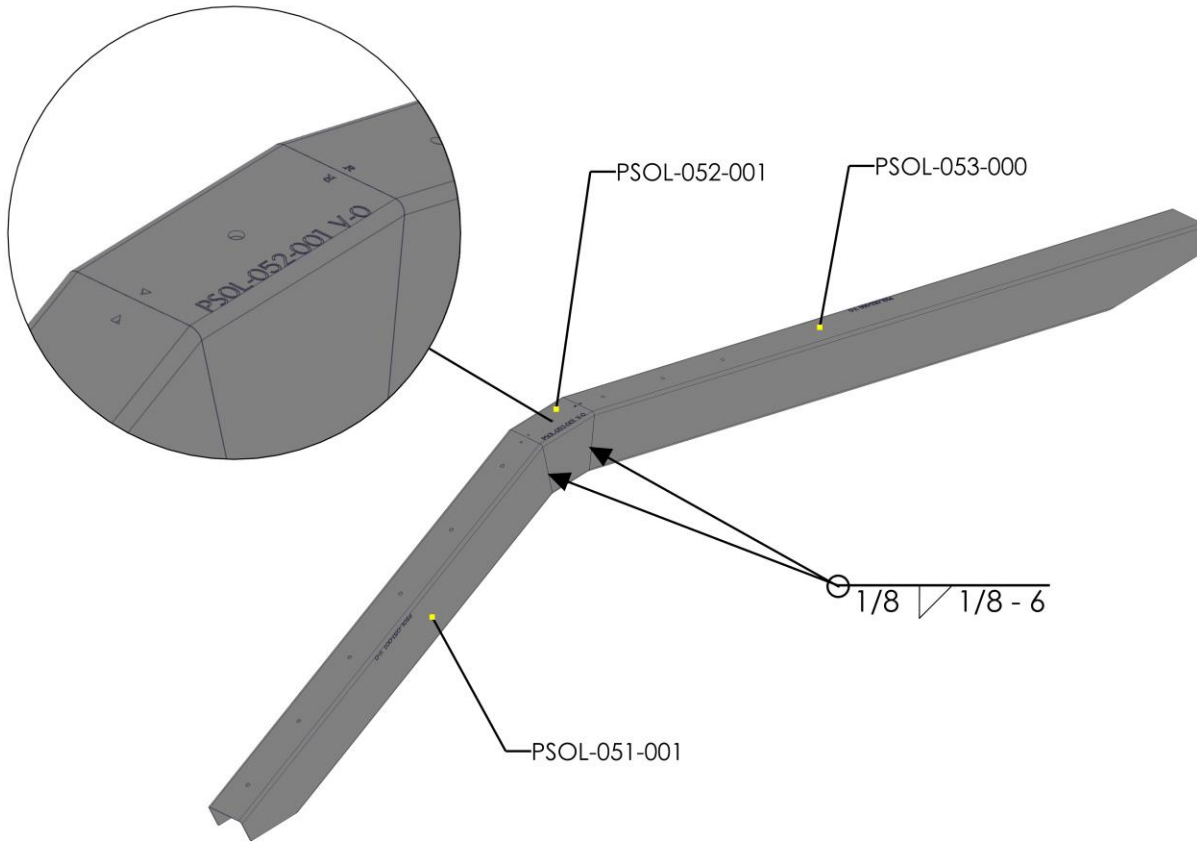
ASSEMBLY INSTRUCTIONS

1



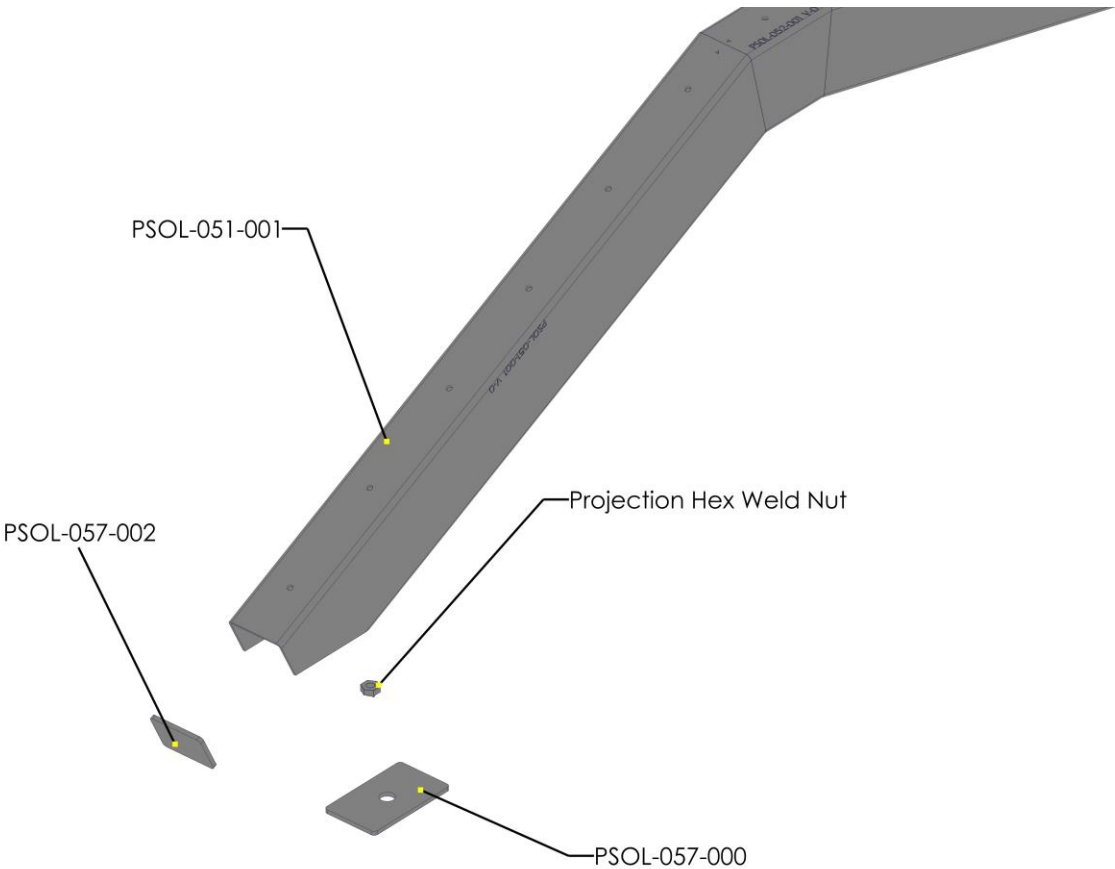
NOTES:

2

**NOTES:**

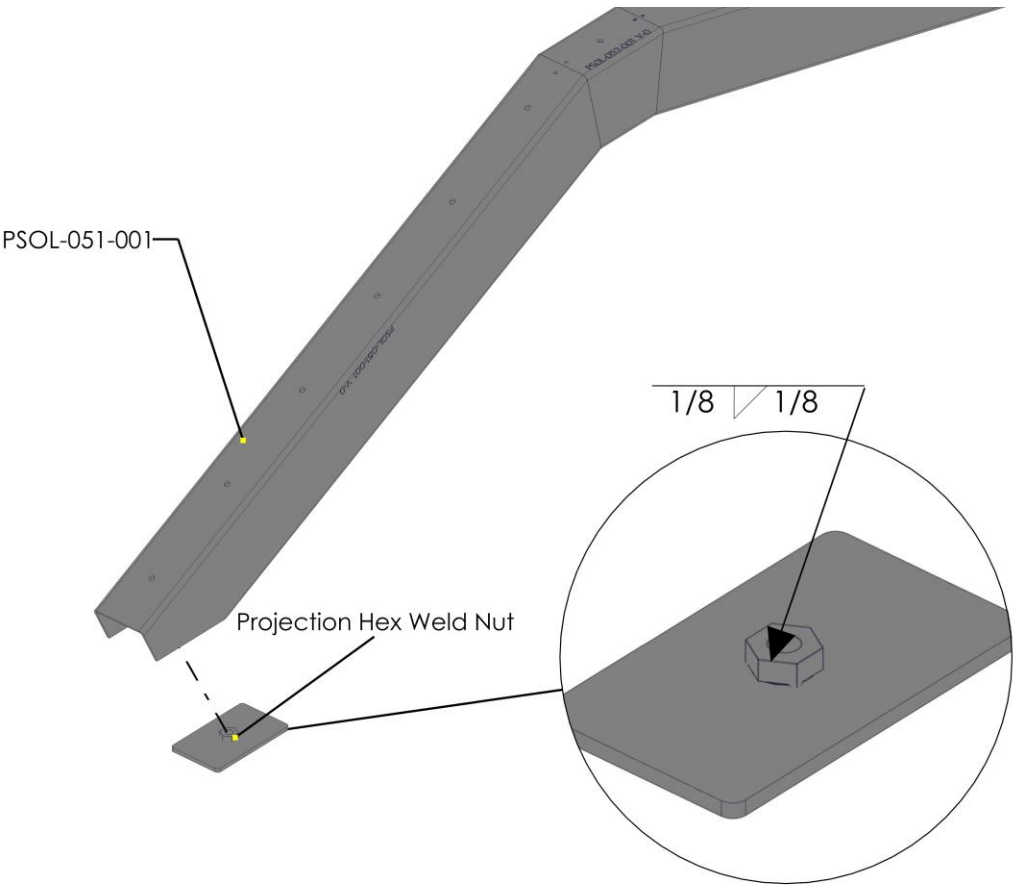
BE SURE TO MATCH SHAPE INDICATION AND LETTER INDICATION ON THIS PARTS

3



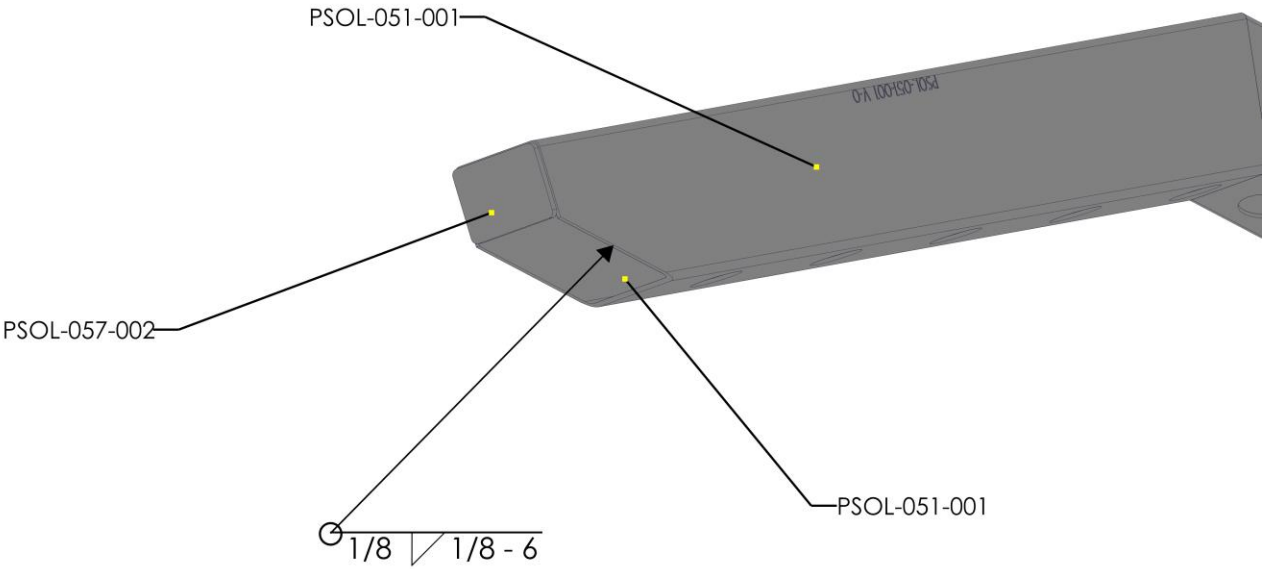
NOTES:

4



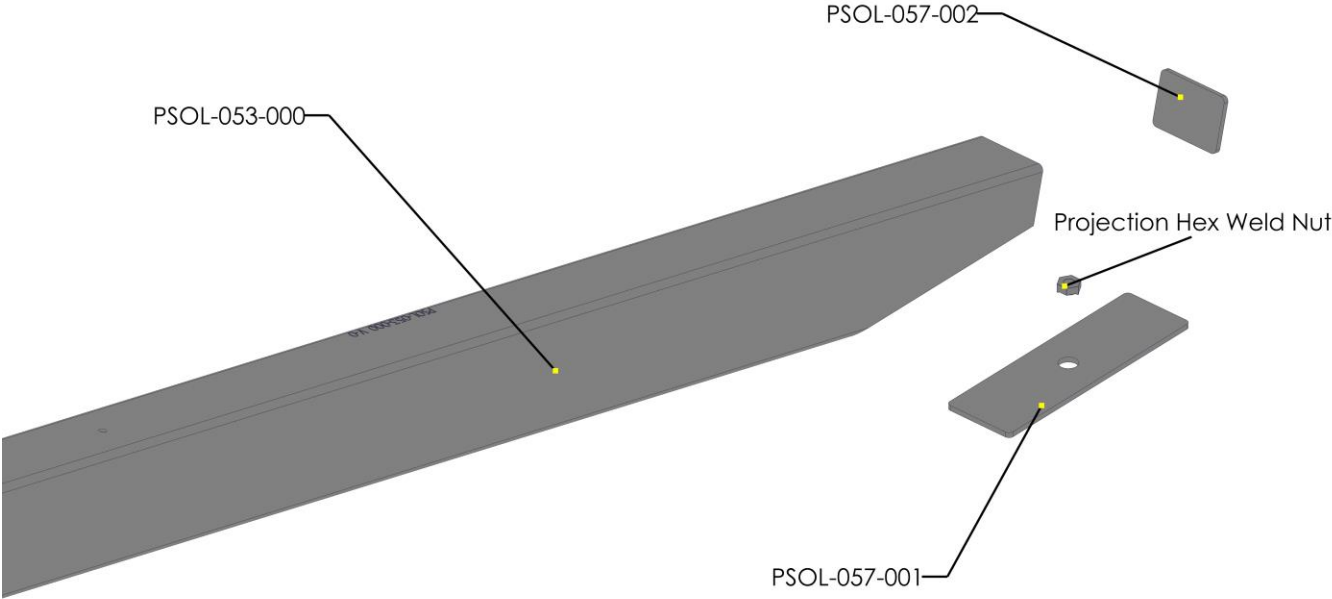
NOTES:

5



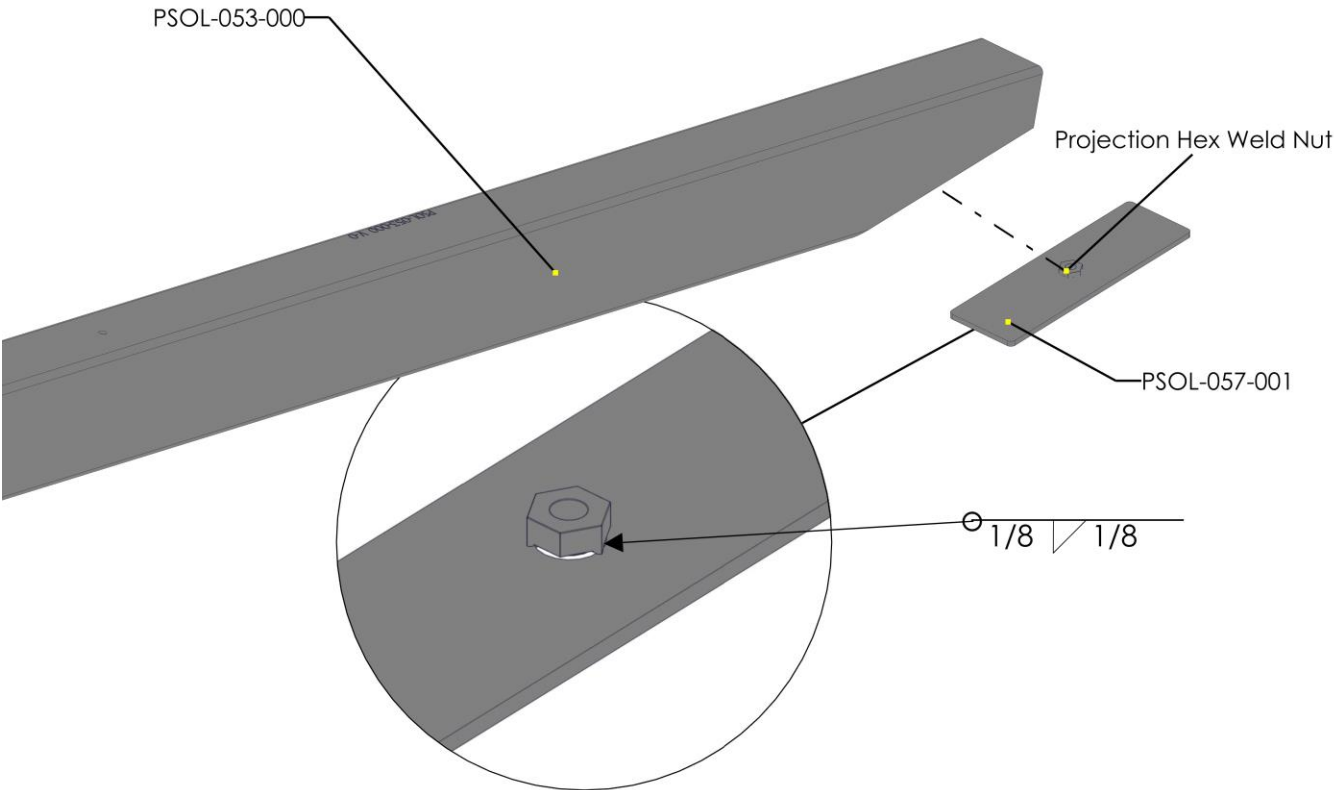
NOTES:

6



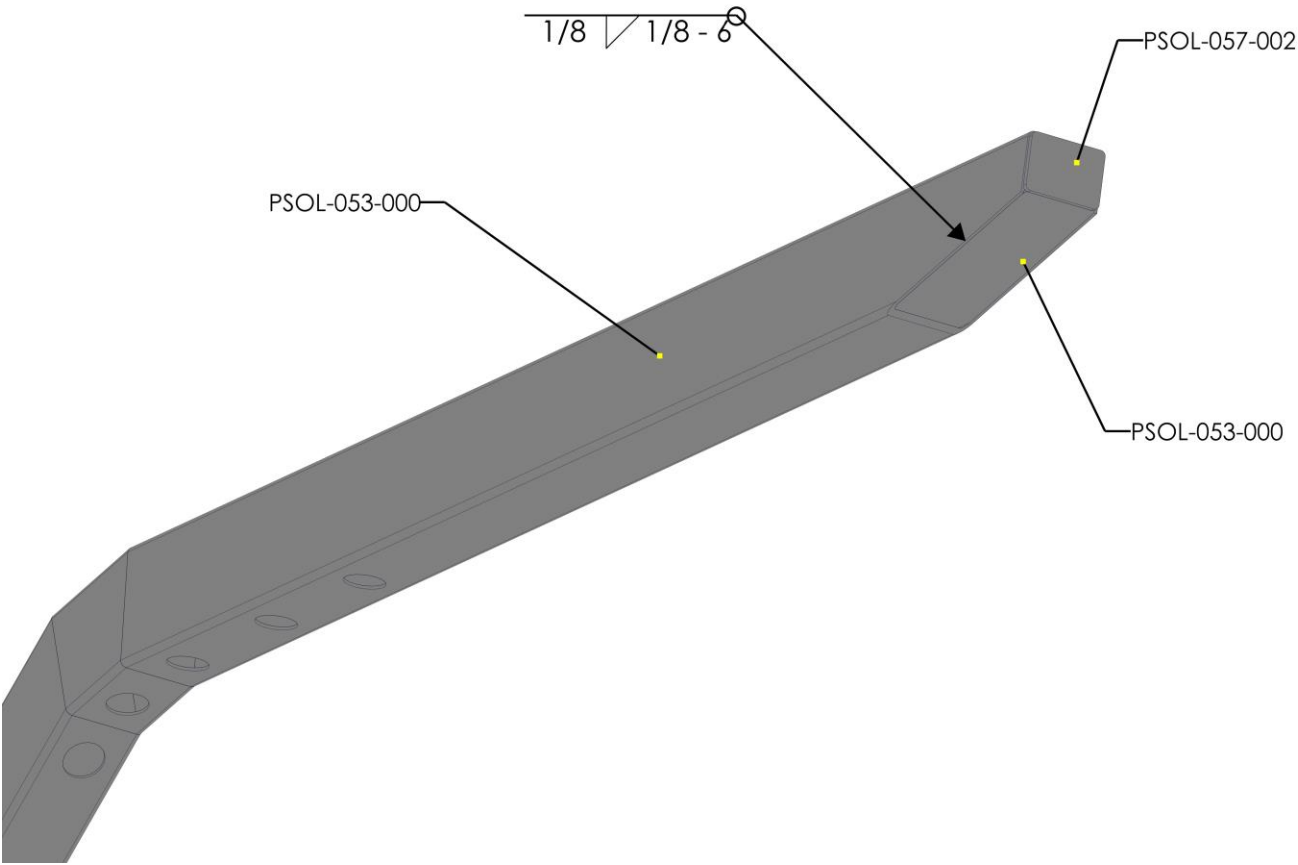
NOTES:

7



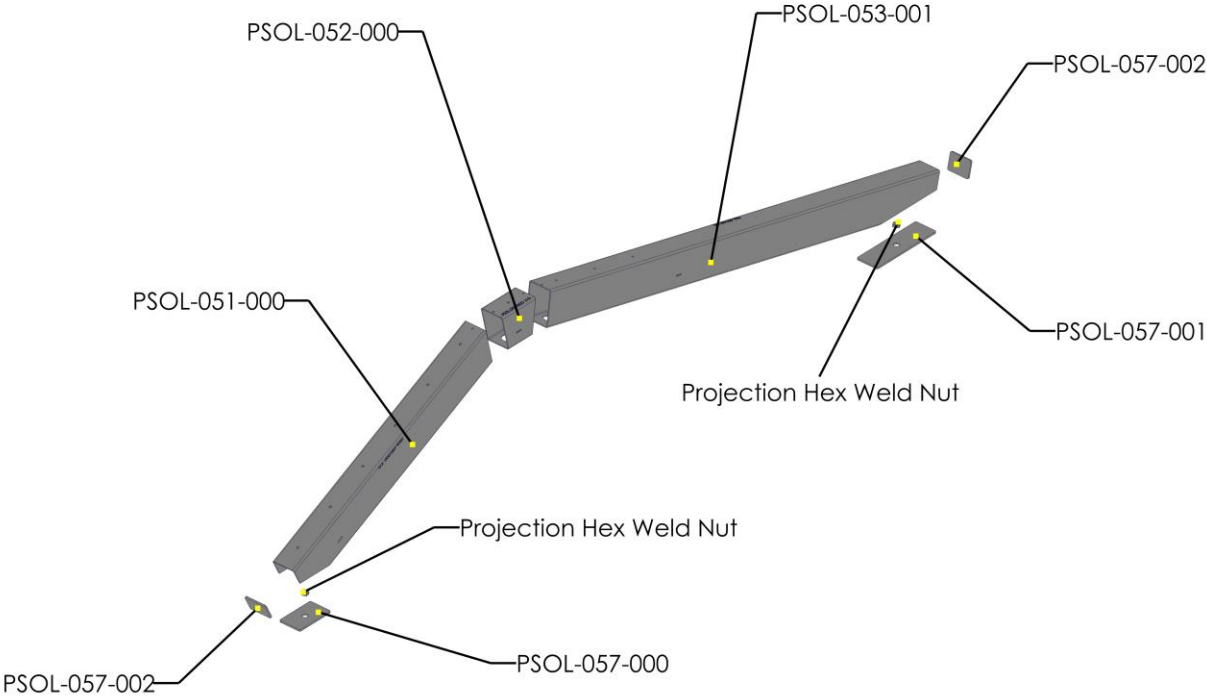
NOTES:

8



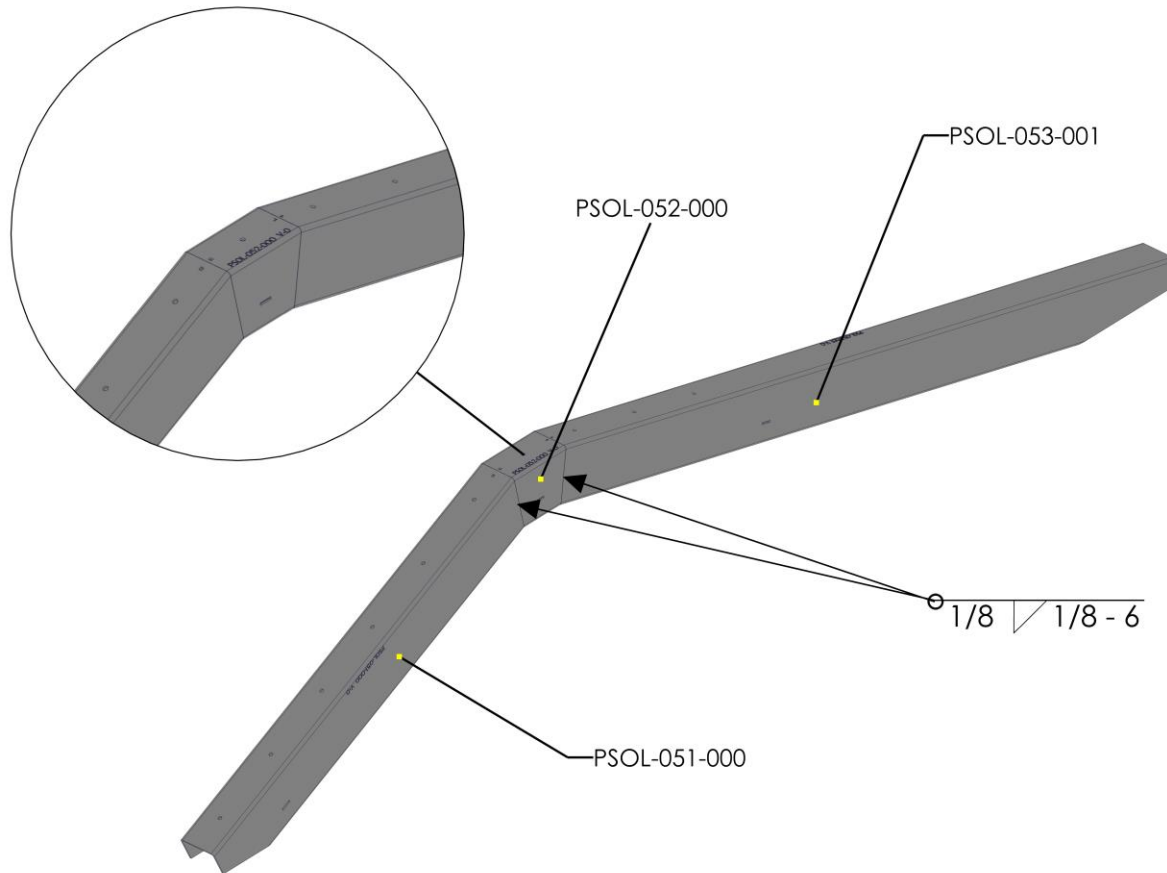
NOTES:

9



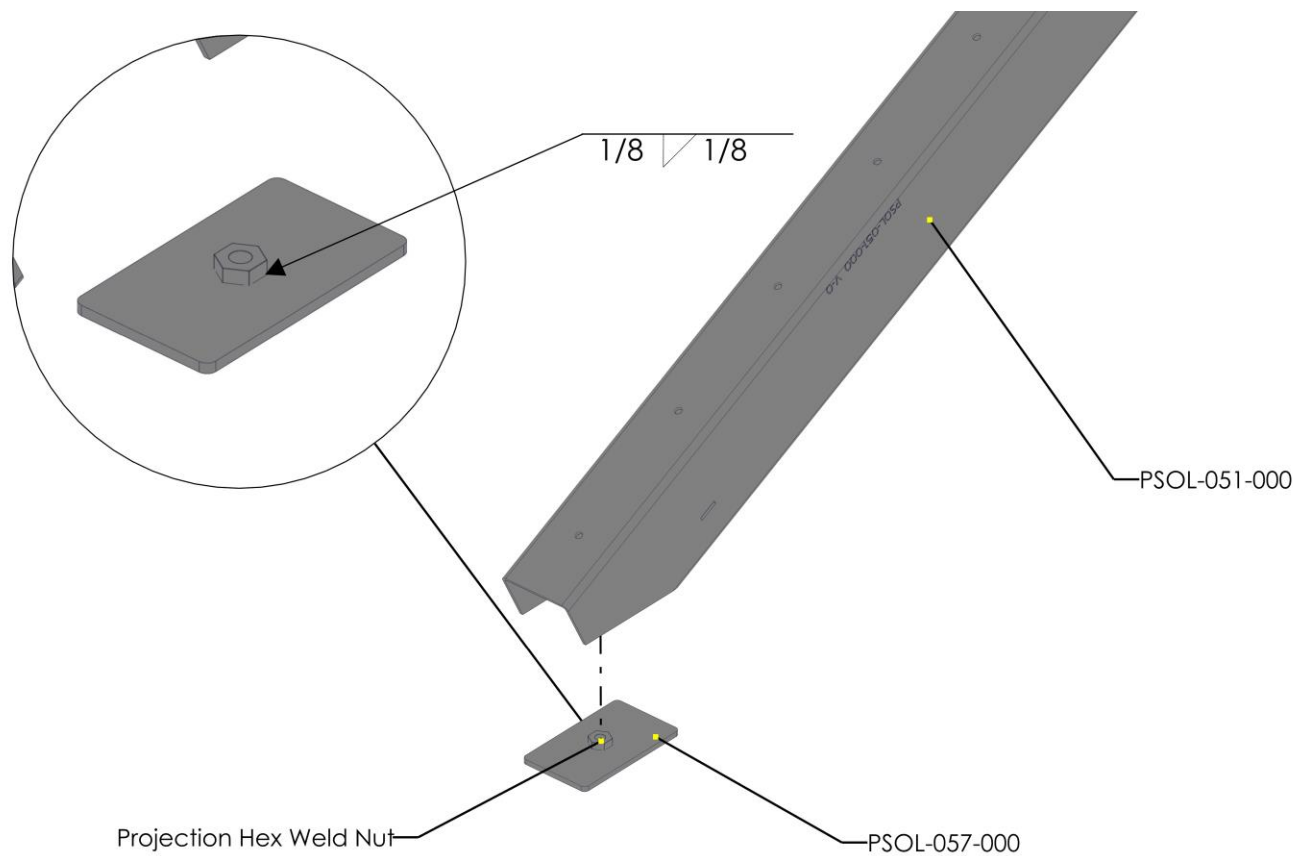
NOTES:

10

**NOTES:**

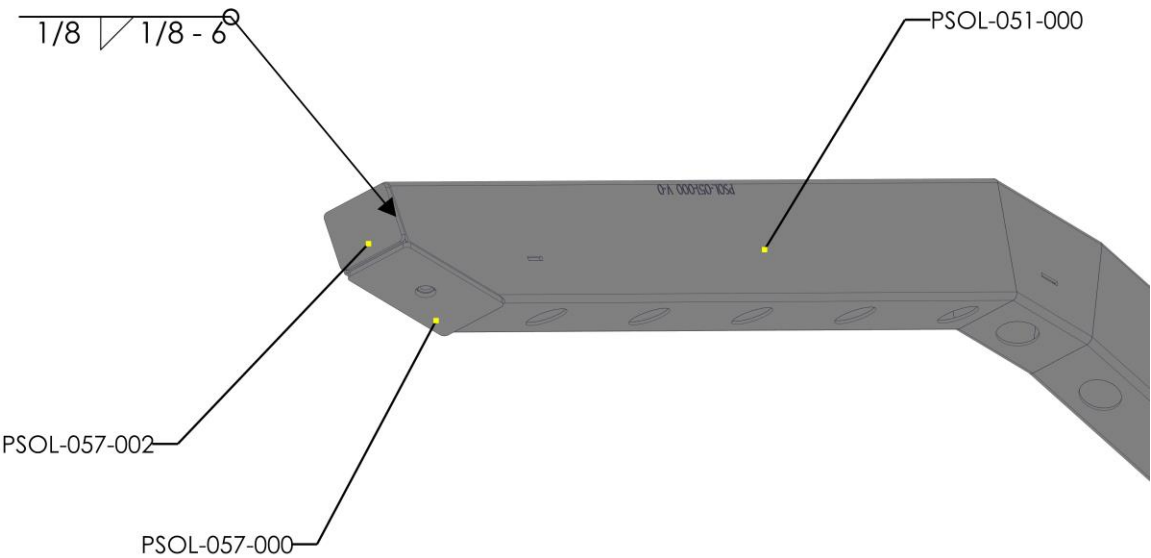
BE SURE TO MATCH SHAPE INDICATION AND LETTER INDICATION ON THIS PARTS

11



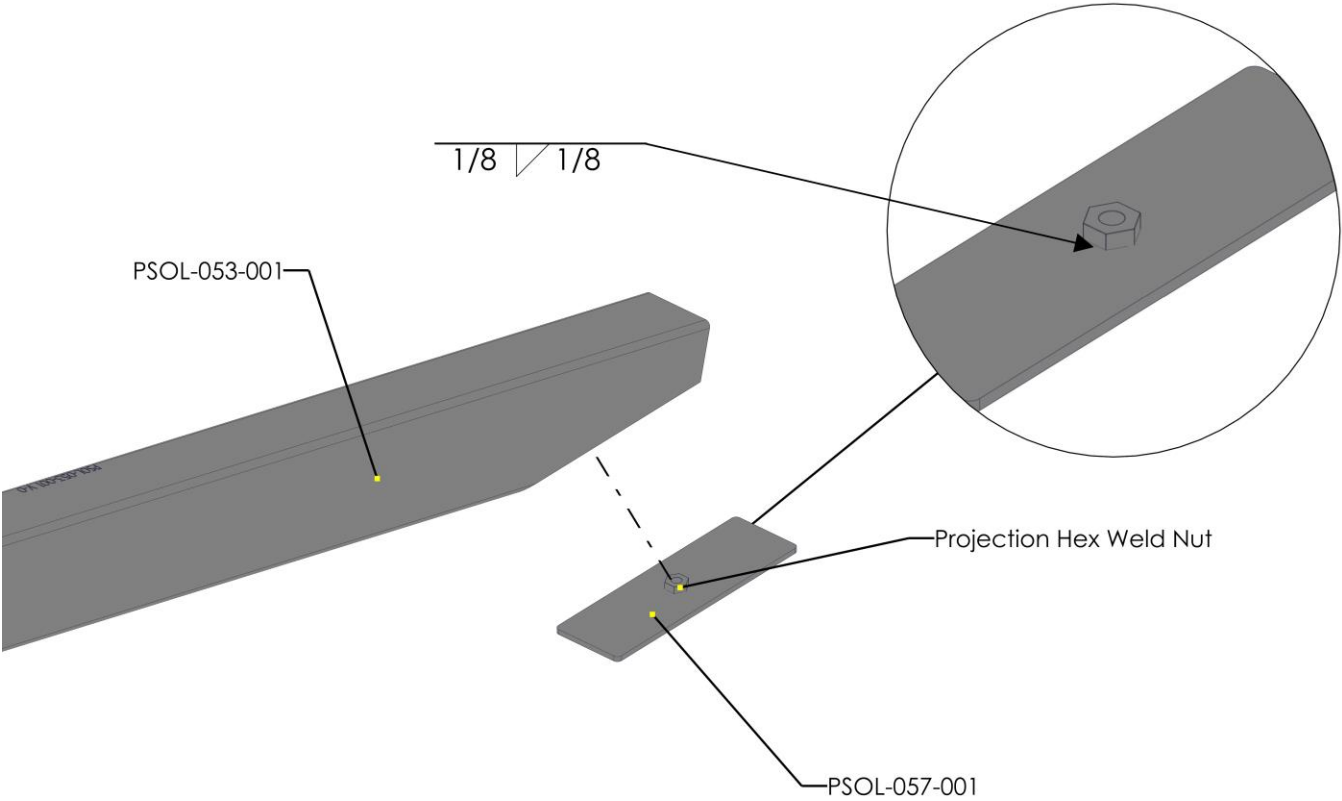
NOTES:

12



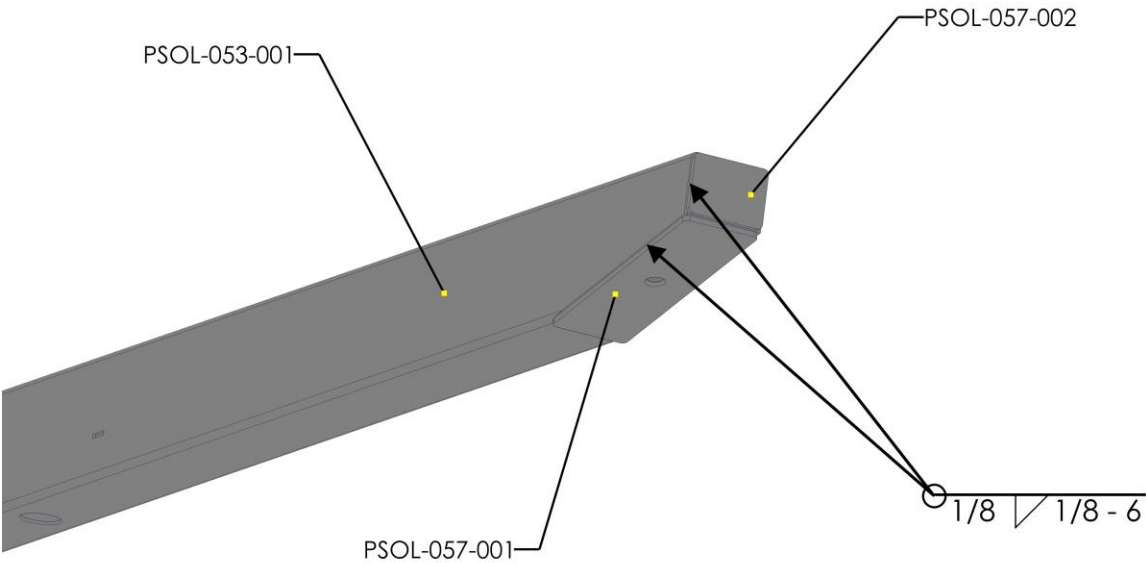
NOTES:

13



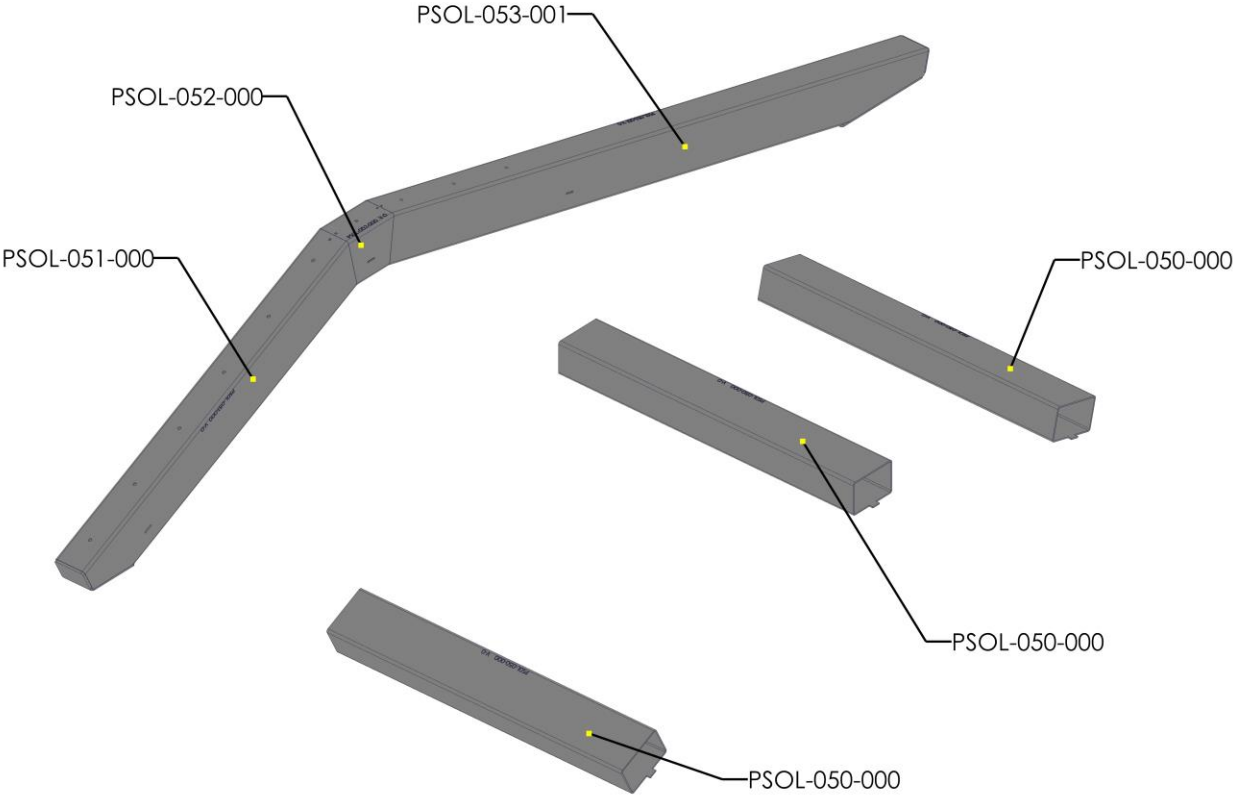
NOTES:

14



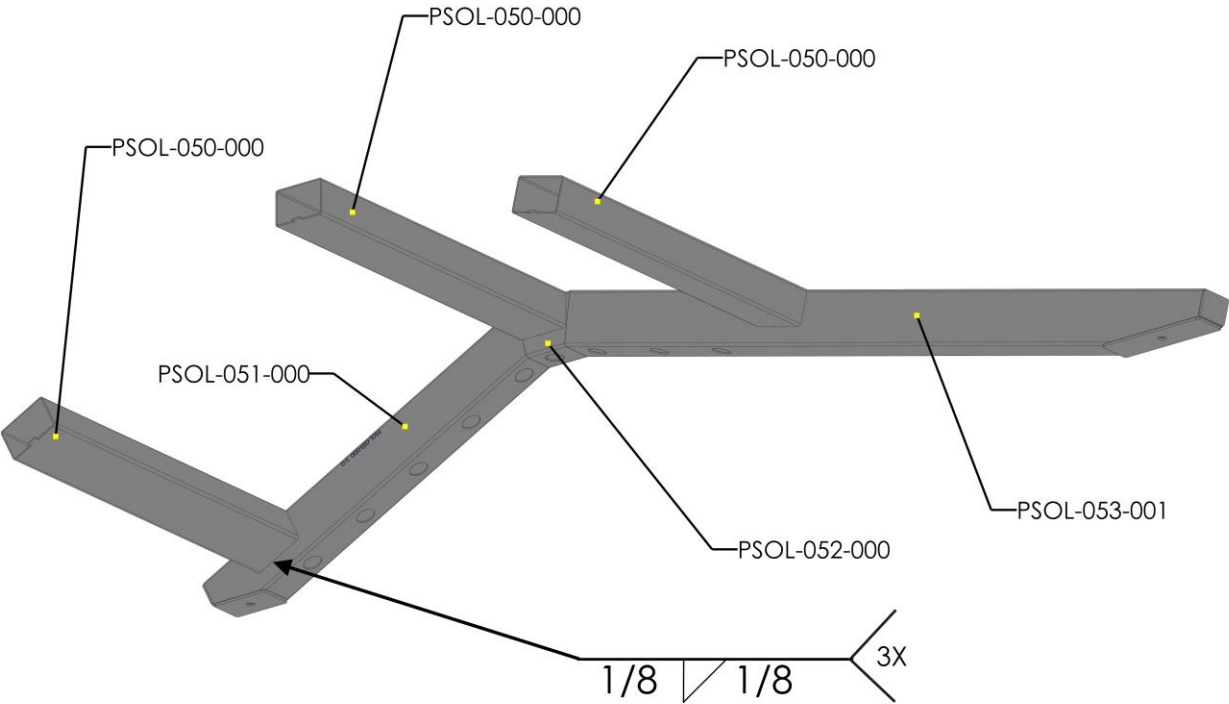
NOTES:

15



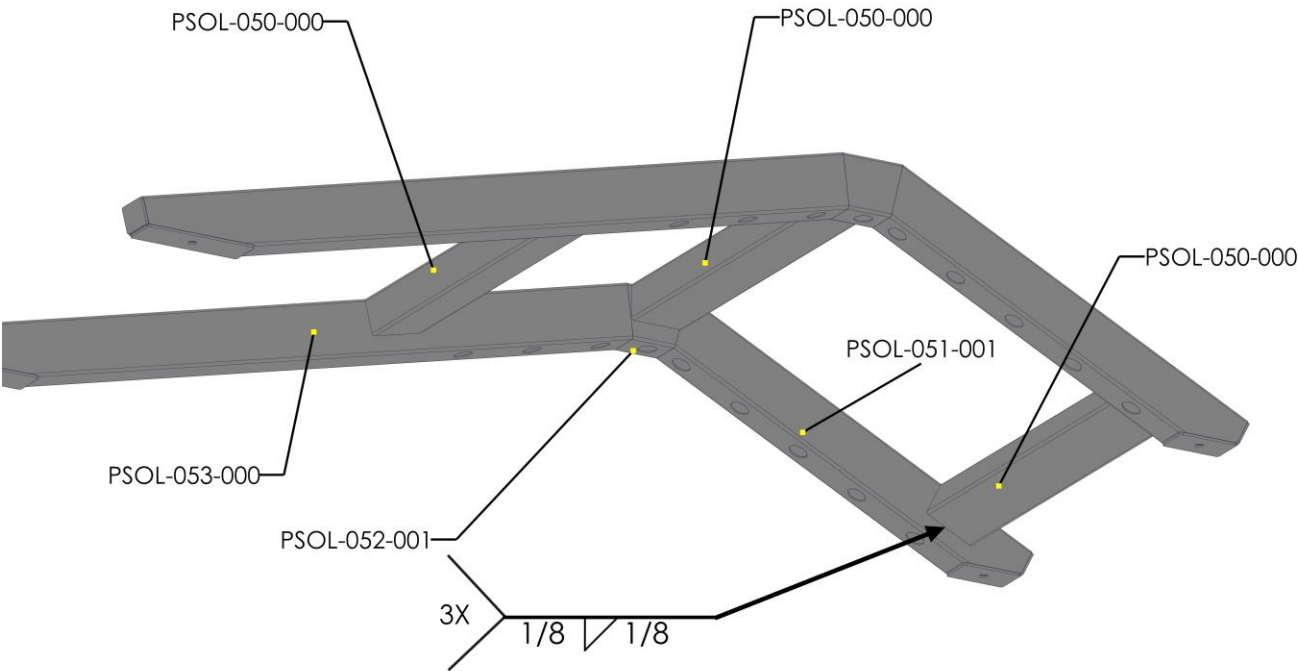
NOTES:

16



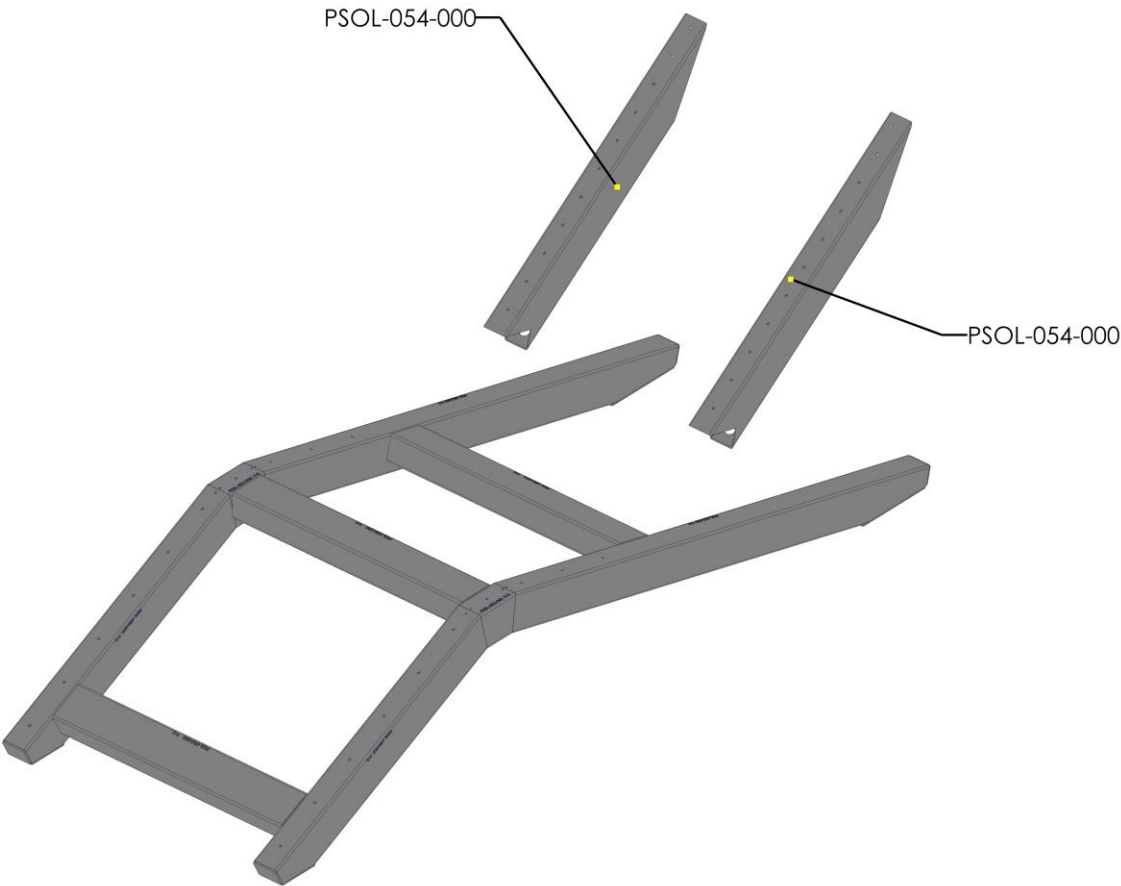
NOTES:

17



NOTES:

18



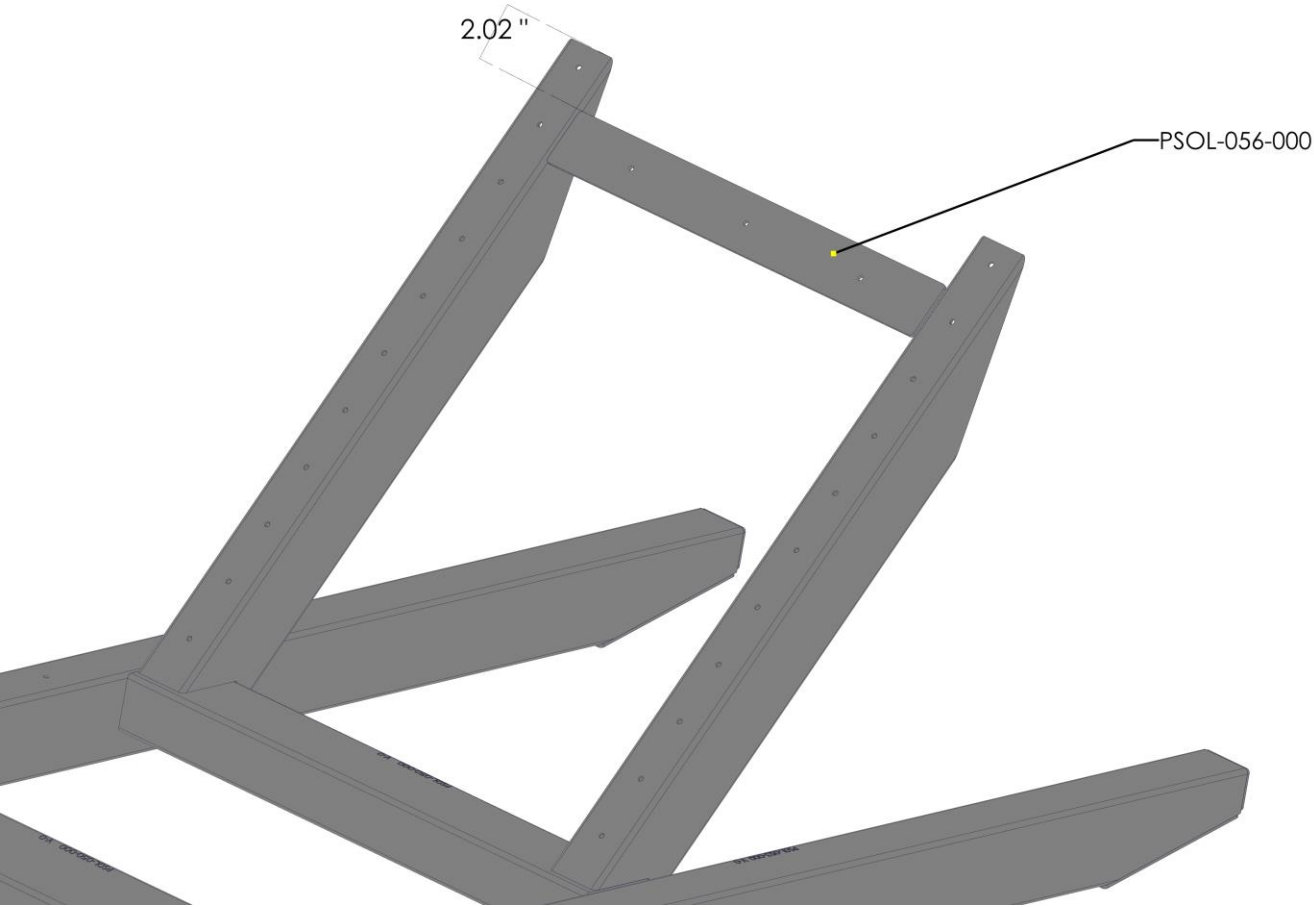
NOTES:

3D model of a structural frame assembly. The model shows a complex arrangement of beams and supports. Callouts include:

- PSOL-054-000 (pointing to a beam)
- 16.00" (dimension across the top)
- 2X 1/8 1/8 (dimension across the bottom)
- PSOL-054-000 (pointing to a beam)

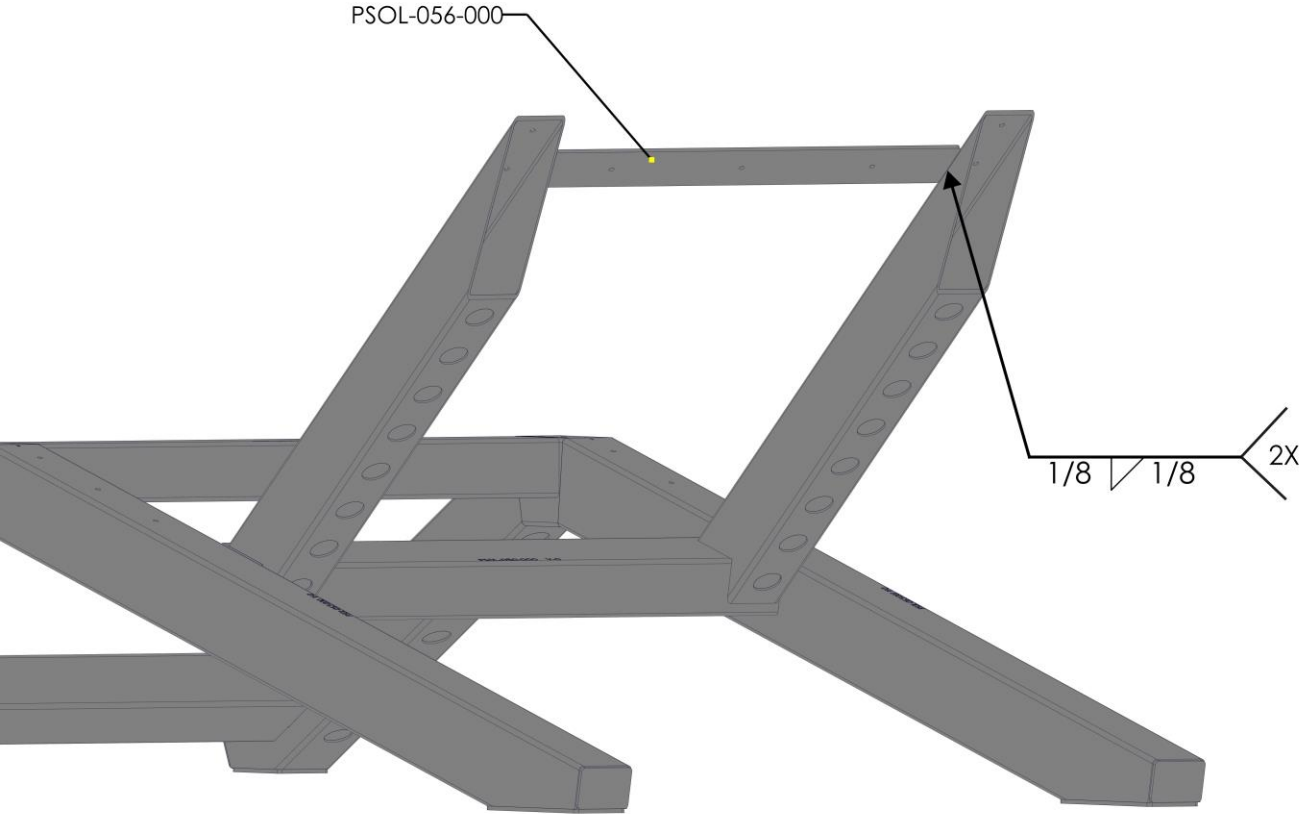
Page 25 of 34

20



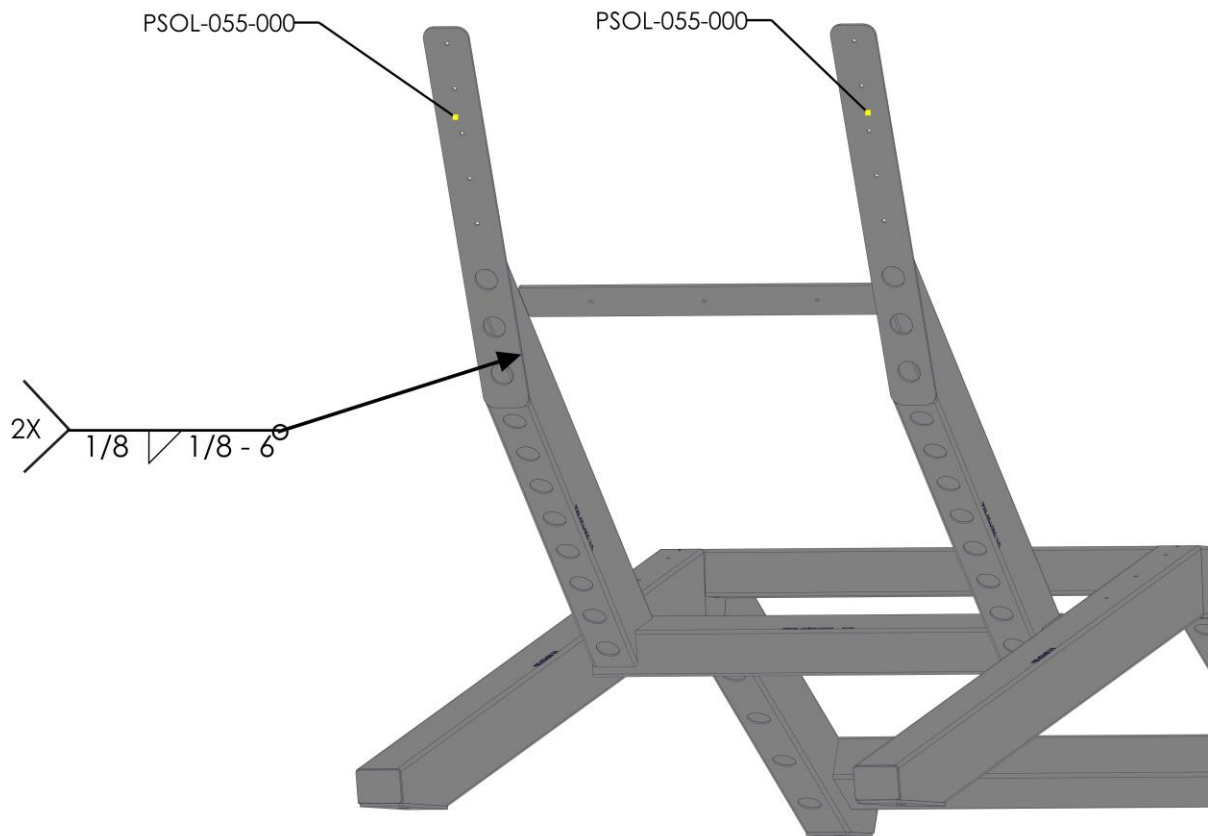
NOTES:

21



NOTES:

22

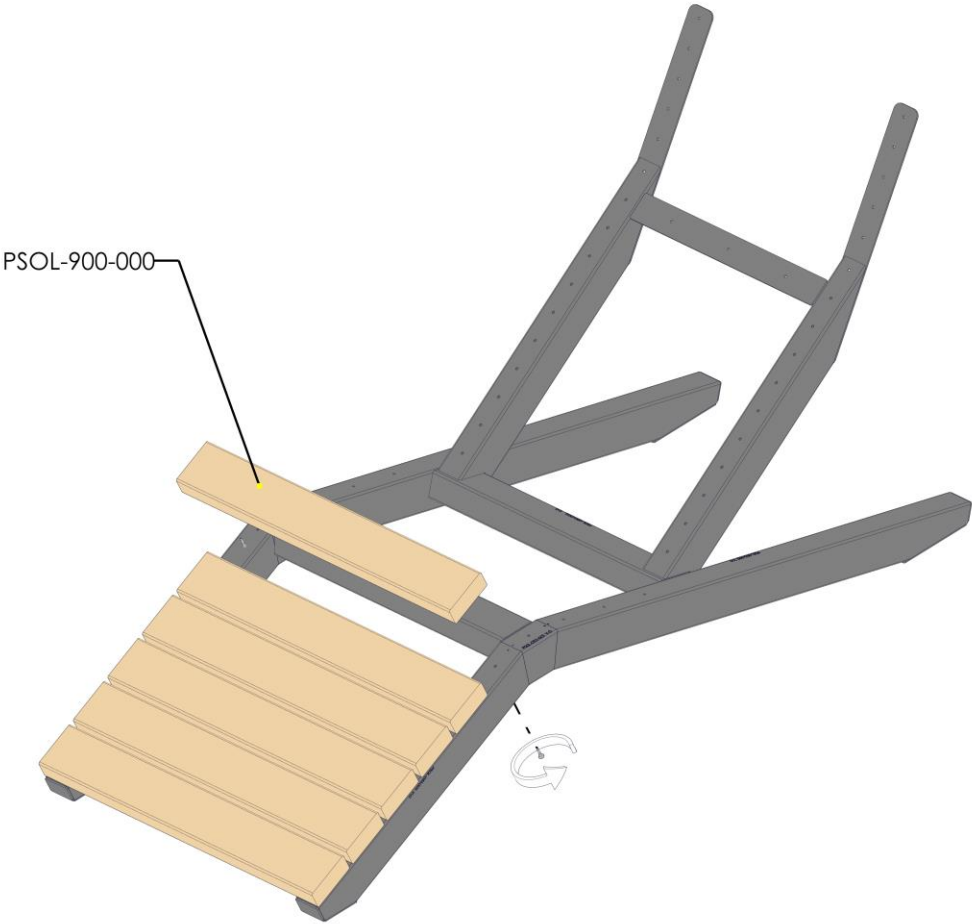


NOTES:

NOW IS THE PERFECT TIME TO GO BACK AND FINISH WELDING ALL THE PREVIOUS TACK WELDS

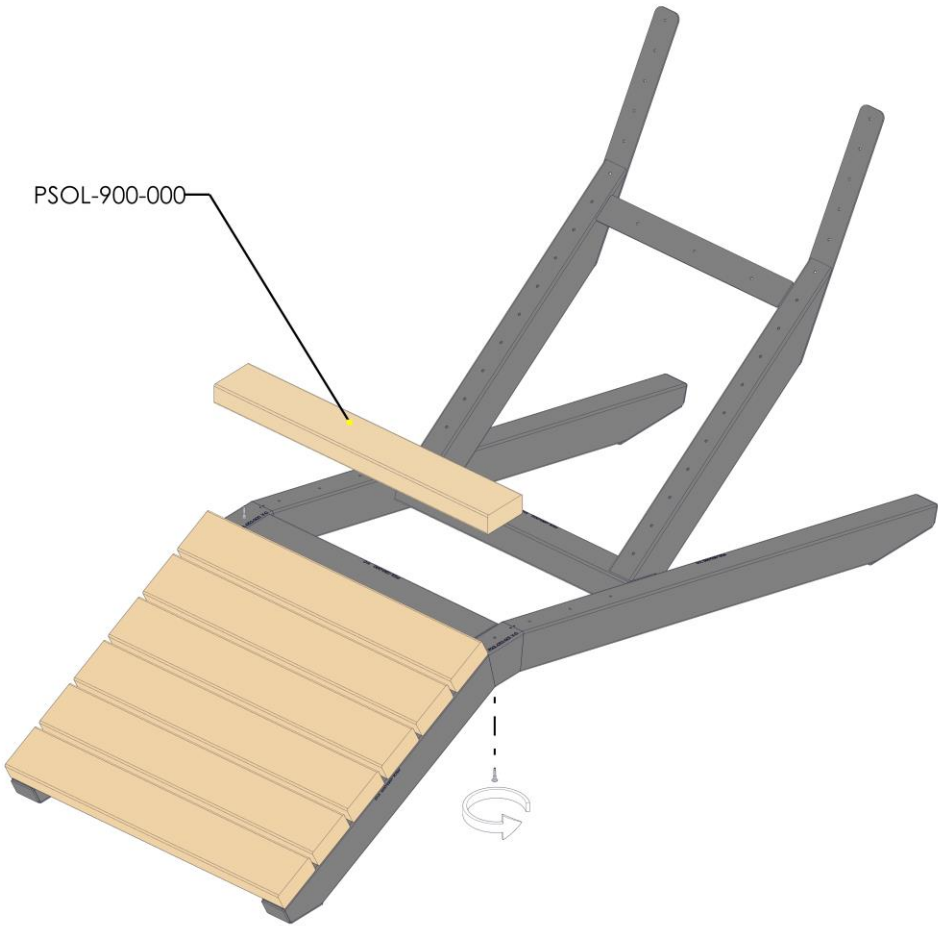
WE RECOMMEND A 0.25" HIGH FILLET WELD, 1.5" LONG

23




NOTES:

24



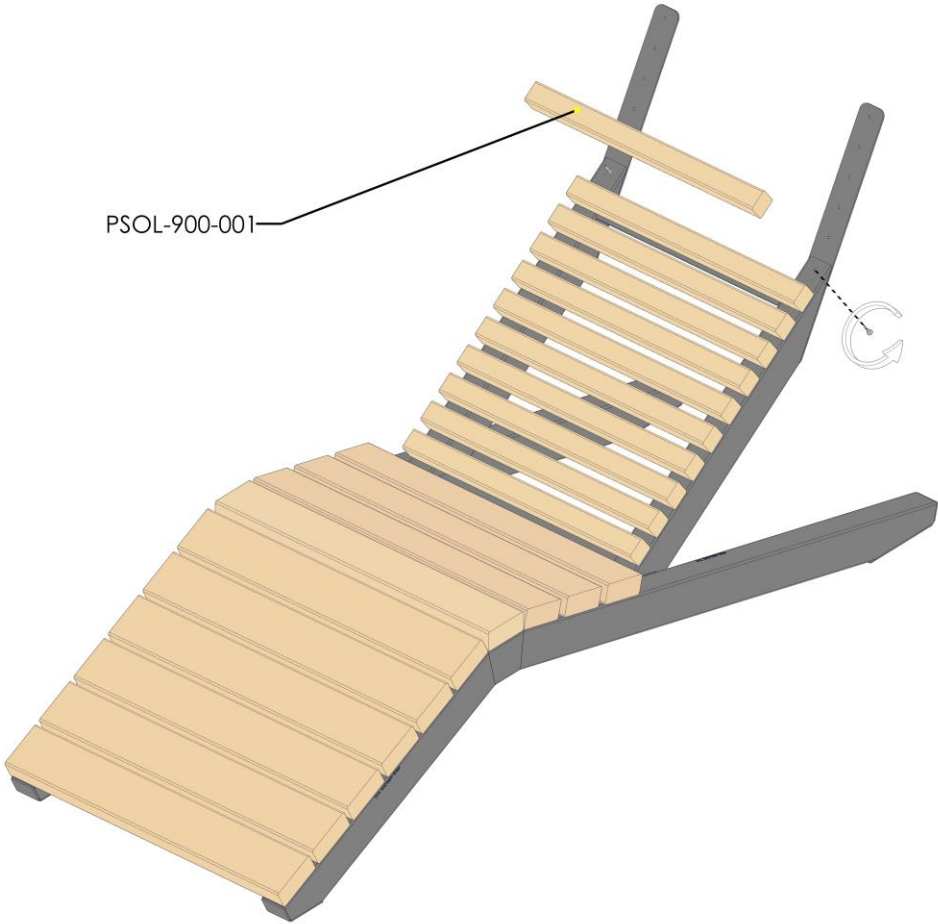
NOTES:

25



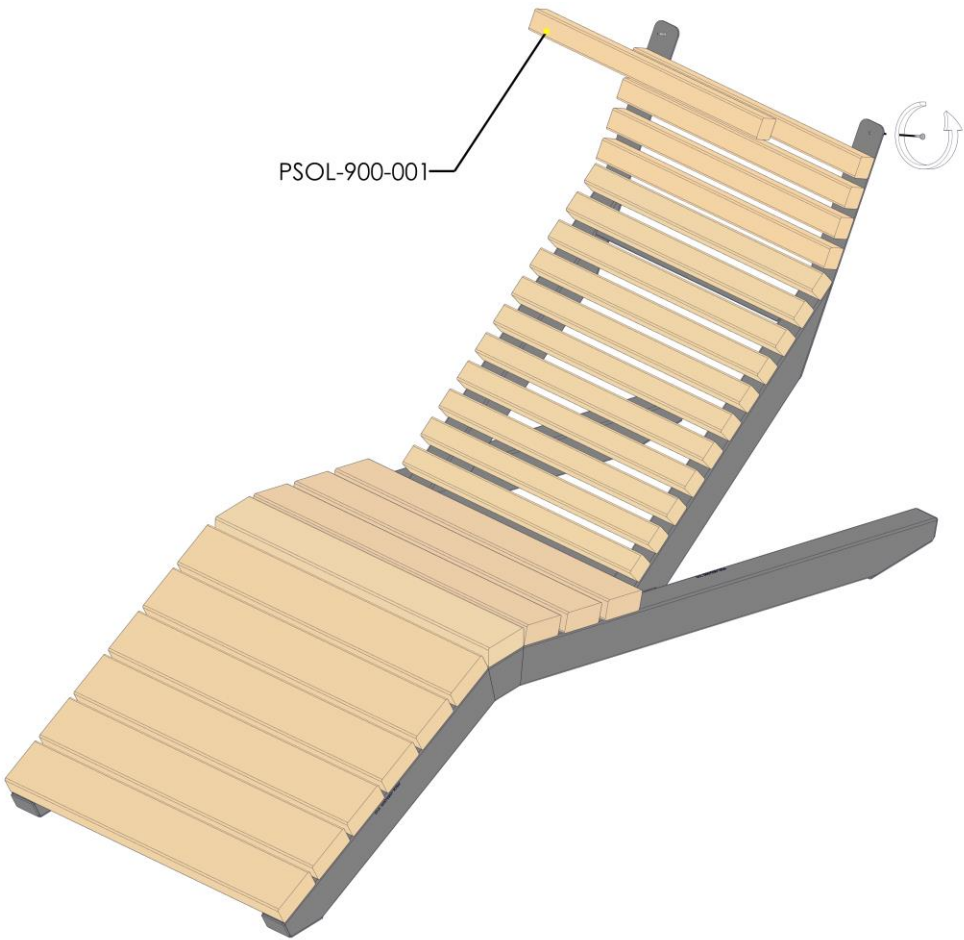
NOTES:

26



NOTES:

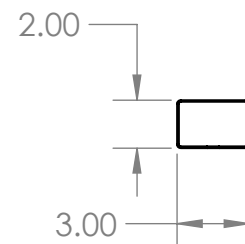
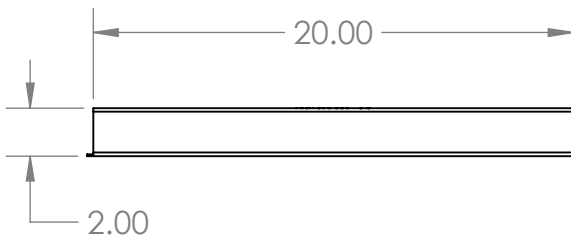
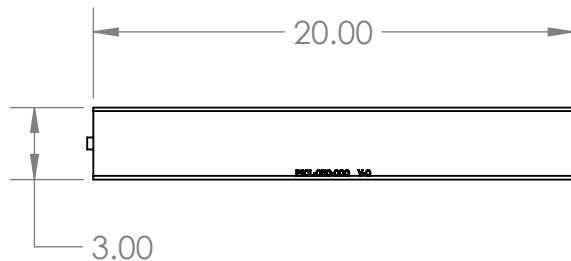
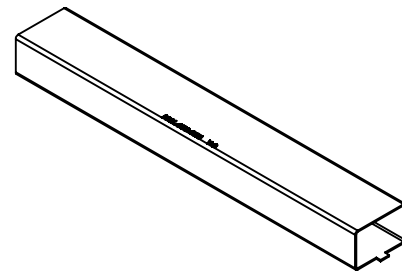
27



NOTES:

PART DRAWINGS

REVISIONS			
REV.	DESCRIPTION	DATE	APPROVED



DIMENSIONS ARE IN INCHES, UNLESS SPECIFIED OTHERWISE



101 INDUSTRIAL CT, CONROE, TX 77301 | PH: 281-238-9652

PROPRIETARY AND CONFIDENTIAL : THE INFORMATION CONTAINED IN THIS DRAWING IS THE SOLE PROPERTY OF WELD PROJECTS. ANY REPRODUCTION, IN PART OR AS A WHOLE, WITHOUT WRITTEN PERMISSION OF WELD PROJECTS IS PROHIBITED.

PART

PSOL-050-000

MATERIAL

RT_A500_3X2_0.075T

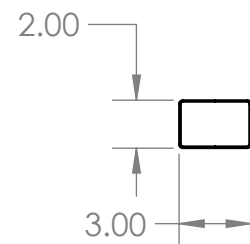
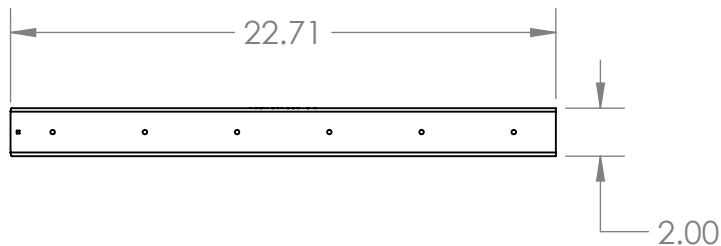
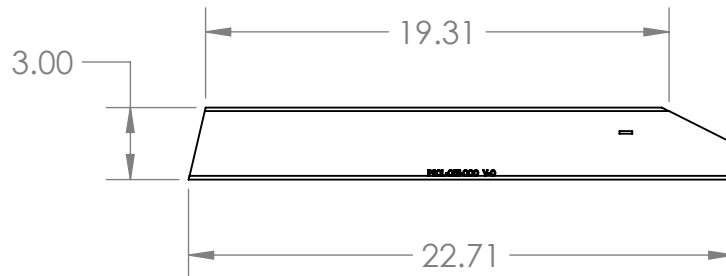
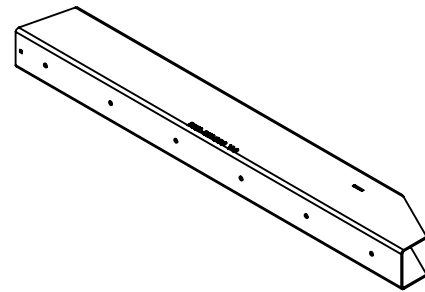
DESCRIPTION :

SUPPORT - MIDDLE

DRAWN BY: Noe F | 9/28/2023

SHEET 1 OF 1

REVISIONS			
REV.	DESCRIPTION	DATE	APPROVED



DIMENSIONS ARE IN INCHES, UNLESS SPECIFIED OTHERWISE



101 INDUSTRIAL CT, CONROE, TX 77301 | PH: 281-238-9652

PROPRIETARY AND CONFIDENTIAL : THE INFORMATION CONTAINED IN THIS DRAWING IS THE SOLE PROPERTY OF WELD PROJECTS. ANY REPRODUCTION, IN PART OR AS A WHOLE, WITHOUT WRITTEN PERMISSION OF WELD PROJECTS IS PROHIBITED.

PART #
PSOL-051-000

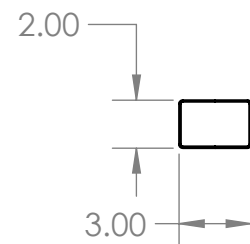
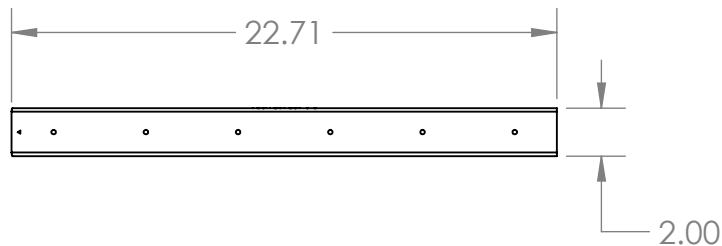
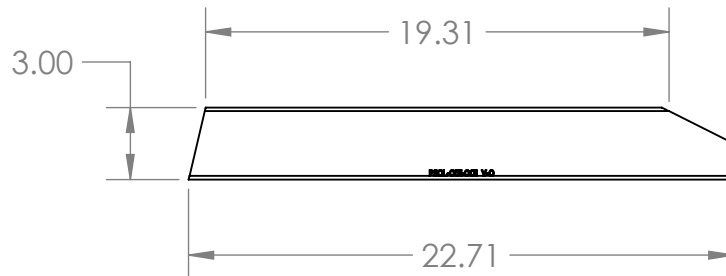
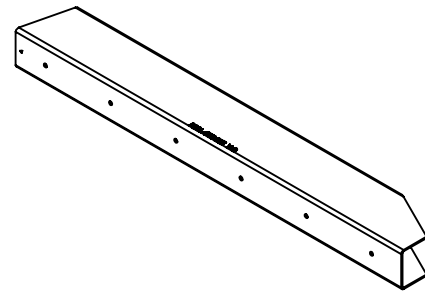
MATERIAL
RT_A500_3X2_0.075T

DESCRIPTION :
FRONT LEG MEMBER - LEFT

DRAWN BY: Noe F | 9/28/2023

SHEET 1 OF 1

REVISIONS			
REV.	DESCRIPTION	DATE	APPROVED



DIMENSIONS ARE IN INCHES, UNLESS SPECIFIED OTHERWISE

WELD PROJECTS COM

101 INDUSTRIAL CT, CONROE, TX 77301 | PH: 281-238-9652

PROPRIETARY AND CONFIDENTIAL : THE INFORMATION CONTAINED IN THIS DRAWING IS THE SOLE PROPERTY OF WELD PROJECTS. ANY REPRODUCTION, IN PART OR AS A WHOLE, WITHOUT WRITTEN PERMISSION OF WELD PROJECTS IS PROHIBITED.

PART #
PSOL-051-001

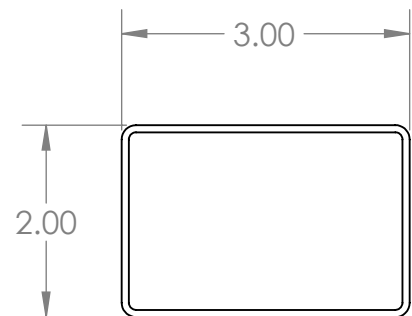
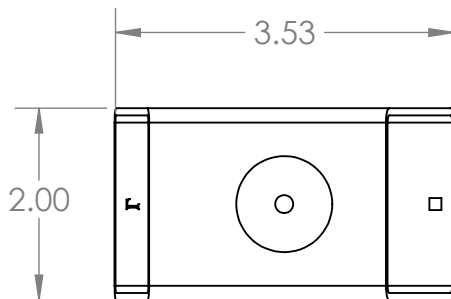
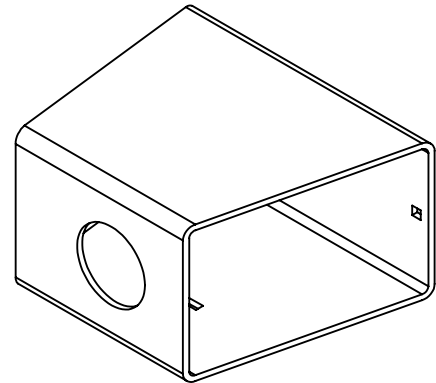
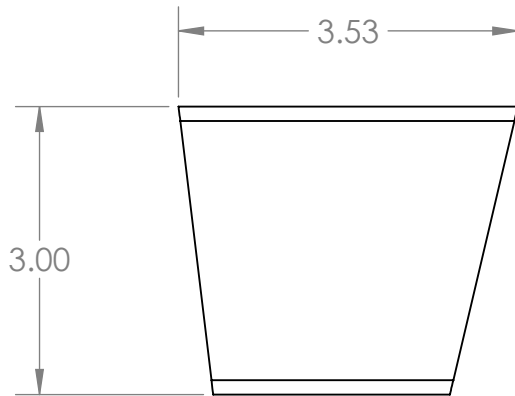
MATERIAL
RT_A500_3X2_0.075T

DESCRIPTION :
FRONT LEG MEMBER - RIGHT

DRAWN BY: Noe F | 9/28/2023

SHEET 1 OF 1

REVISIONS			
REV.	DESCRIPTION	DATE	APPROVED



DIMENSIONS ARE IN INCHES, UNLESS SPECIFIED OTHERWISE

WELD PROJECTS COM

101 INDUSTRIAL CT, CONROE, TX 77301 | PH: 281-238-9652

PROPRIETARY AND CONFIDENTIAL : THE INFORMATION CONTAINED IN THIS DRAWING IS THE SOLE PROPERTY OF WELD PROJECTS. ANY REPRODUCTION, IN PART OR AS A WHOLE, WITHOUT WRITTEN PERMISSION OF WELD PROJECTS IS PROHIBITED.

PART #
PSOL-052-000

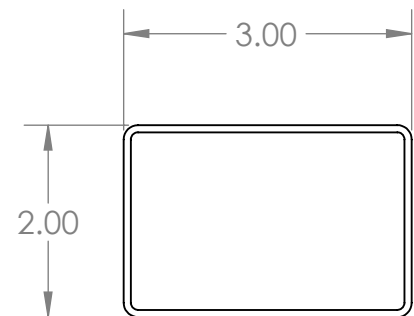
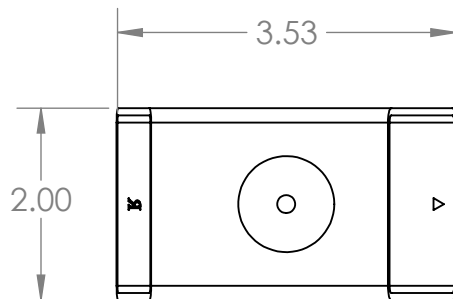
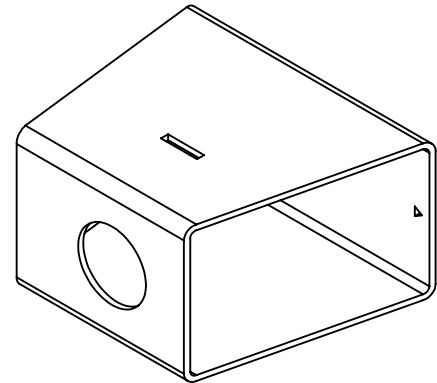
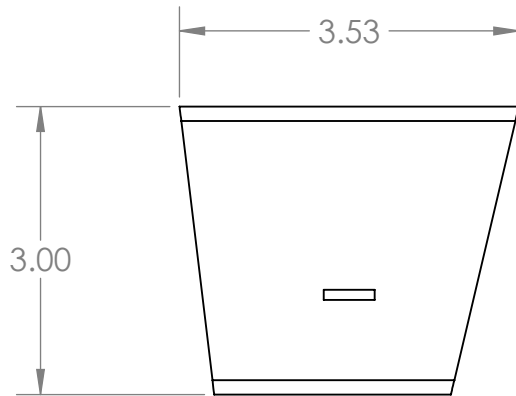
MATERIAL
RT_A500_3X2_0.075T

DESCRIPTION :
MIDDLE LEG MEMBER - LEFT

DRAWN BY: Noe F | 9/28/2023

SHEET 1 OF 1

REVISIONS			
REV.	DESCRIPTION	DATE	APPROVED



DIMENSIONS ARE IN INCHES, UNLESS SPECIFIED OTHERWISE

WELD PROJECTS COM

101 INDUSTRIAL CT, CONROE, TX 77301 | PH: 281-238-9652

PROPRIETARY AND CONFIDENTIAL : THE INFORMATION CONTAINED IN THIS DRAWING IS THE SOLE PROPERTY OF WELD PROJECTS. ANY REPRODUCTION, IN PART OR AS A WHOLE, WITHOUT WRITTEN PERMISSION OF WELD PROJECTS IS PROHIBITED.

PART #

PSOL-052-001

MATERIAL

RT_A500_3X2_0.075T

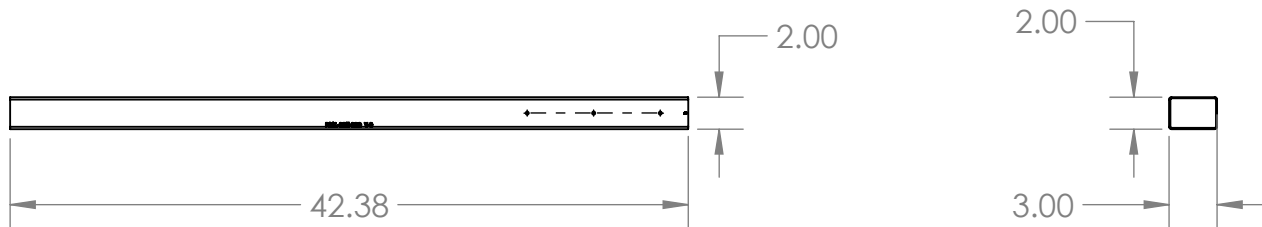
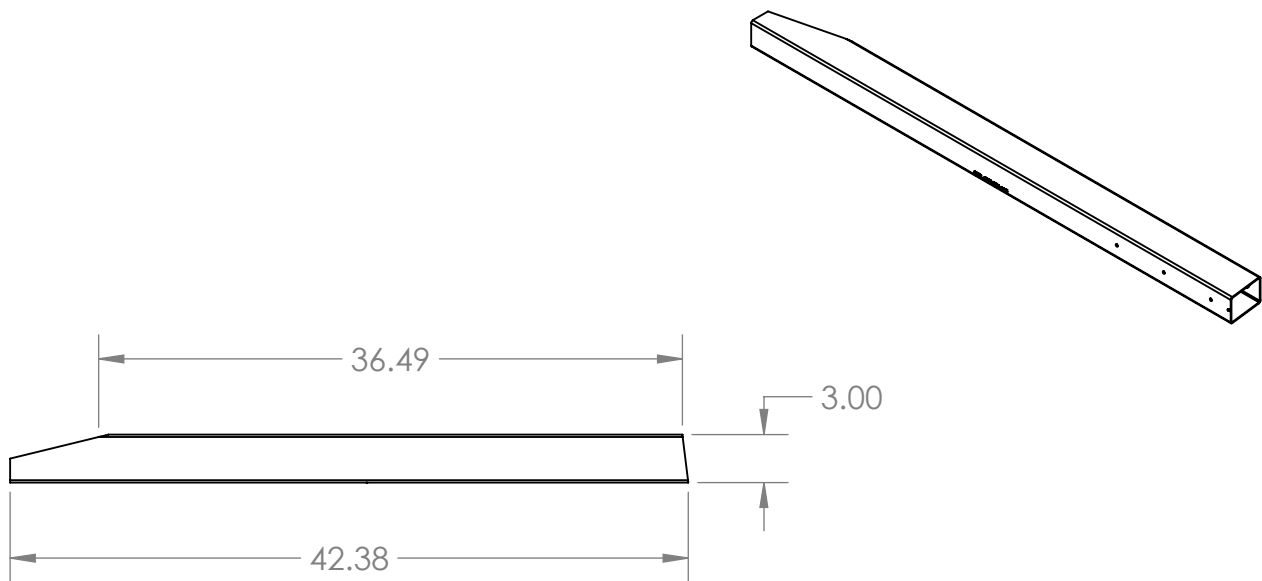
DESCRIPTION :

MIDDLE LEG MEMBER - RIGHT

DRAWN BY: Noe F | 9/28/2023

SHEET 1 OF 1

REVISIONS			
REV.	DESCRIPTION	DATE	APPROVED



DIMENSIONS ARE IN INCHES, UNLESS SPECIFIED OTHERWISE



101 INDUSTRIAL CT, CONROE, TX 77301 | PH: 281-238-9652

PROPRIETARY AND CONFIDENTIAL : THE INFORMATION CONTAINED IN THIS DRAWING IS THE SOLE PROPERTY OF WELD PROJECTS. ANY REPRODUCTION, IN PART OR AS A WHOLE, WITHOUT WRITTEN PERMISSION OF WELD PROJECTS IS PROHIBITED.

PART #
PSOL-053-000

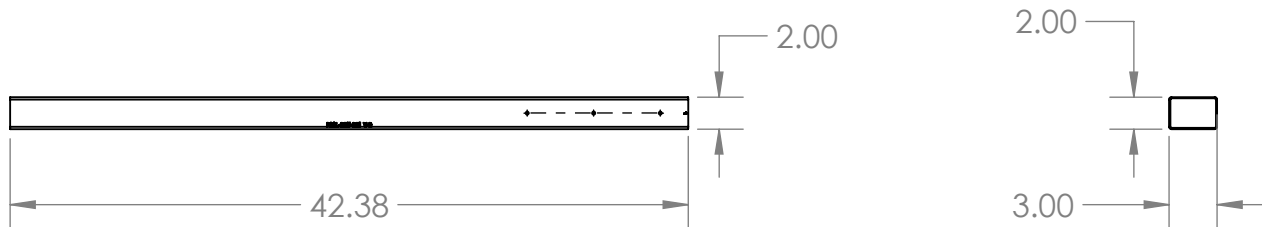
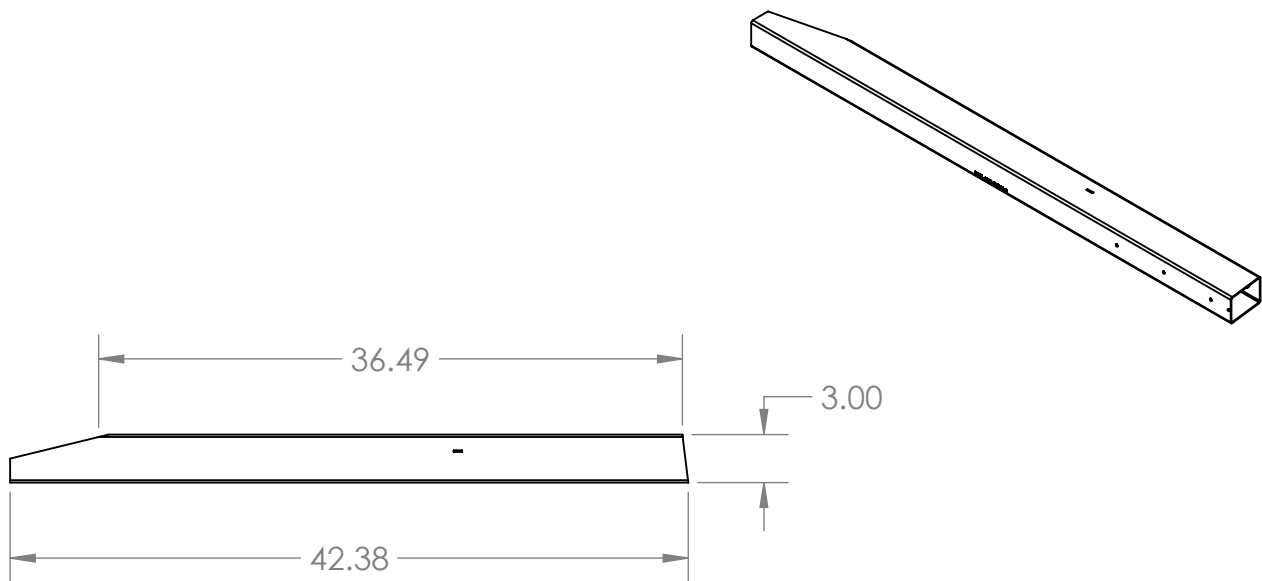
MATERIAL
RT_A500_3X2_0.075T

DESCRIPTION :
BACK LEG MEMBER - LEFT

DRAWN BY: Noe F | 9/28/2023

SHEET 1 OF 1

REVISIONS			
REV.	DESCRIPTION	DATE	APPROVED



DIMENSIONS ARE IN INCHES, UNLESS SPECIFIED OTHERWISE



101 INDUSTRIAL CT, CONROE, TX 77301 | PH: 281-238-9652

PROPRIETARY AND CONFIDENTIAL : THE INFORMATION CONTAINED IN THIS DRAWING IS THE SOLE PROPERTY OF WELD PROJECTS. ANY REPRODUCTION, IN PART OR AS A WHOLE, WITHOUT WRITTEN PERMISSION OF WELD PROJECTS IS PROHIBITED.

PART #
PSOL-053-001

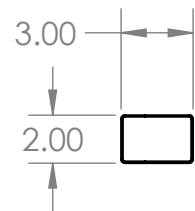
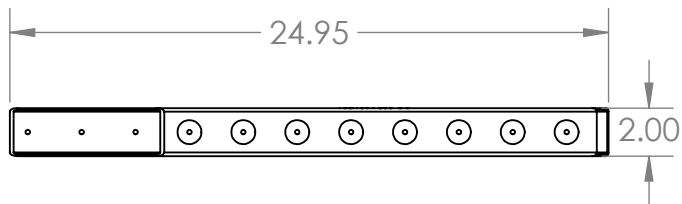
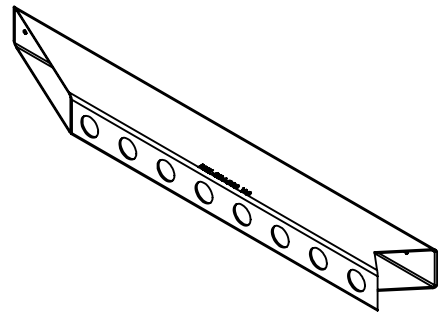
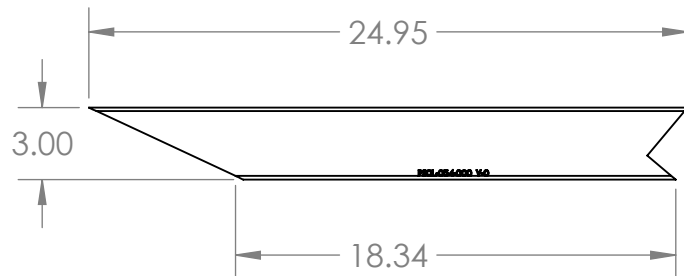
MATERIAL
RT_A500_3X2_0.075T

DESCRIPTION :
BACK LEG MEMBER - RIGHT

DRAWN BY: Noe F | 9/28/2023

SHEET 1 OF 1

REVISIONS			
REV.	DESCRIPTION	DATE	APPROVED



DIMENSIONS ARE IN INCHES, UNLESS SPECIFIED OTHERWISE

WELD PROJECTS COM

101 INDUSTRIAL CT, CONROE, TX 77301 | PH: 281-238-9652

PROPRIETARY AND CONFIDENTIAL : THE INFORMATION CONTAINED IN THIS DRAWING IS THE SOLE PROPERTY OF WELD PROJECTS. ANY REPRODUCTION, IN PART OR AS A WHOLE, WITHOUT WRITTEN PERMISSION OF WELD PROJECTS IS PROHIBITED.

PART #
PSOL-054-000

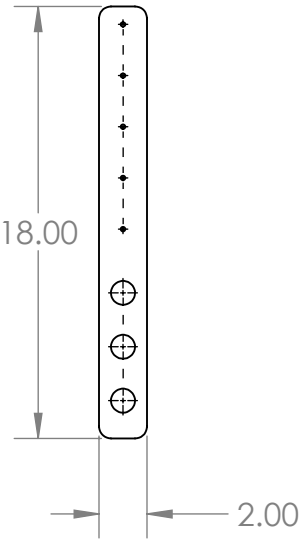
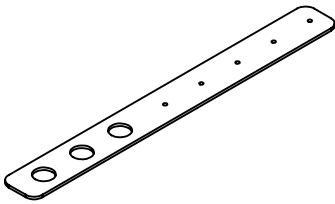
MATERIAL
RT_A500_3X2_0.075T

DESCRIPTION :
BACK REST MEMBER

DRAWN BY: Noe F | 9/28/2023

SHEET 1 OF 1

REVISIONS			
REV.	DESCRIPTION	DATE	APPROVED



DIMENSIONS ARE IN INCHES, UNLESS SPECIFIED OTHERWISE



101 INDUSTRIAL CT, CONROE, TX 77301 | PH: 281-238-9652

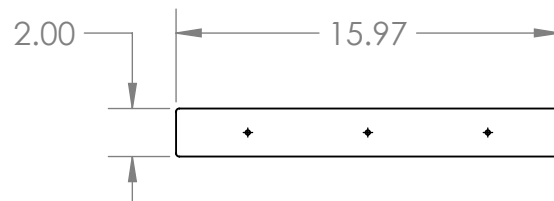
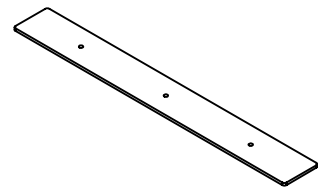
PROPRIETARY AND CONFIDENTIAL : THE INFORMATION CONTAINED IN THIS DRAWING IS THE SOLE PROPERTY OF WELD PROJECTS. ANY REPRODUCTION, IN PART OR AS A WHOLE, WITHOUT WRITTEN PERMISSION OF WELD PROJECTS IS PROHIBITED.

PART #	MATERIAL
PSOL-055-000	0.135

DESCRIPTION :
BACK REST PLATE

DRAWN BY: Noe F | 9/28/2023 **SHEET 1 OF 1**

REVISIONS			
REV.	DESCRIPTION	DATE	APPROVED



DIMENSIONS ARE IN INCHES, UNLESS SPECIFIED OTHERWISE



101 INDUSTRIAL CT, CONROE, TX 77301 | PH: 281-238-9652

PROPRIETARY AND CONFIDENTIAL : THE INFORMATION CONTAINED IN THIS DRAWING IS THE SOLE PROPERTY OF WELD PROJECTS. ANY REPRODUCTION, IN PART OR AS A WHOLE, WITHOUT WRITTEN PERMISSION OF WELD PROJECTS IS PROHIBITED.

PART #

PSOL-056-000

MATERIAL

0.135

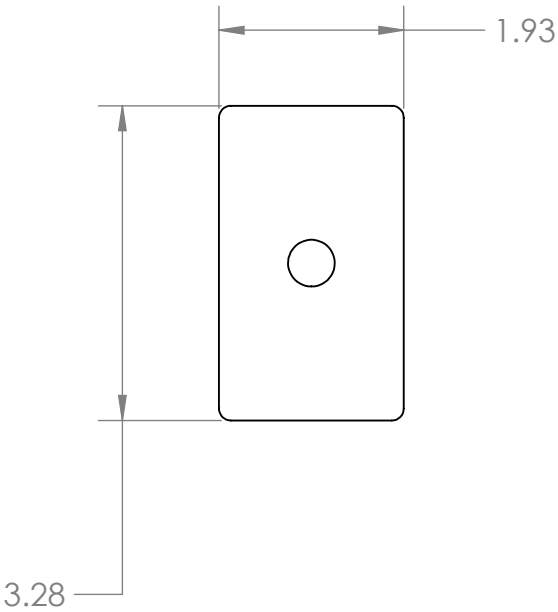
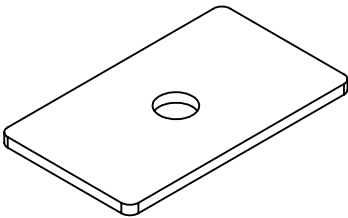
DESCRIPTION :

BACK REST STRAP SUPPORT

DRAWN BY: Noe F | 9/28/2023

SHEET 1 OF 1

REVISIONS			
REV.	DESCRIPTION	DATE	APPROVED



DIMENSIONS ARE IN INCHES, UNLESS SPECIFIED OTHERWISE



101 INDUSTRIAL CT, CONROE, TX 77301 | PH: 281-238-9652

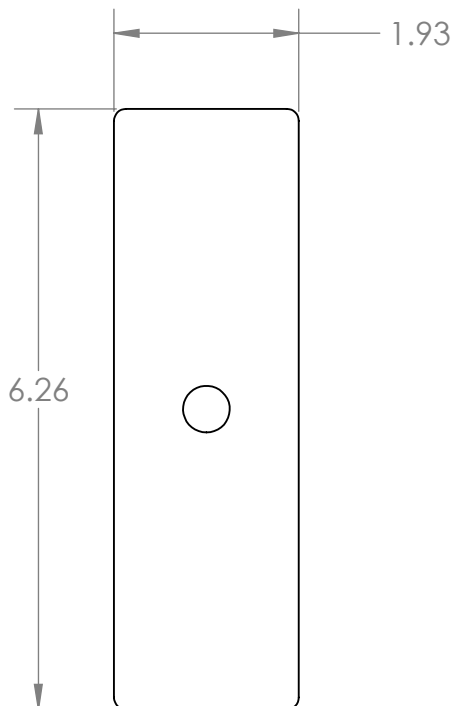
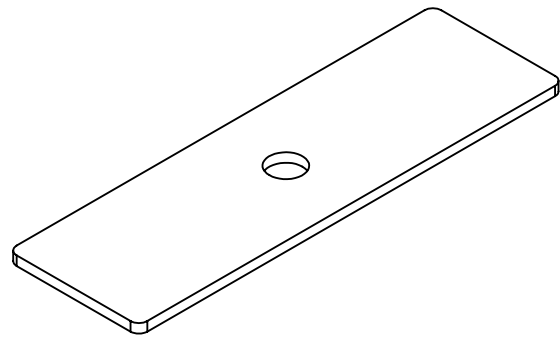
PROPRIETARY AND CONFIDENTIAL : THE INFORMATION CONTAINED IN THIS DRAWING IS THE SOLE PROPERTY OF WELD PROJECTS. ANY REPRODUCTION, IN PART OR AS A WHOLE, WITHOUT WRITTEN PERMISSION OF WELD PROJECTS IS PROHIBITED.

PART # PSOL-057-000	MATERIAL SM_A36_0.1345T
-------------------------------	-----------------------------------

DESCRIPTION :
BOTTOM FROM CAP

DRAWN BY: Noe F | 9/28/2023 **SHEET 1 OF 1**

REVISIONS			
REV.	DESCRIPTION	DATE	APPROVED



DIMENSIONS ARE IN INCHES, UNLESS SPECIFIED OTHERWISE



101 INDUSTRIAL CT, CONROE, TX 77301 | PH: 281-238-9652

PROPRIETARY AND CONFIDENTIAL : THE INFORMATION CONTAINED IN THIS DRAWING IS THE SOLE PROPERTY OF WELD PROJECTS. ANY REPRODUCTION, IN PART OR AS A WHOLE, WITHOUT WRITTEN PERMISSION OF WELD PROJECTS IS PROHIBITED.

PART #
PSOL-057-001

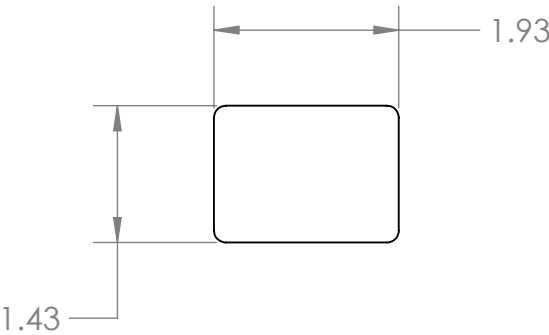
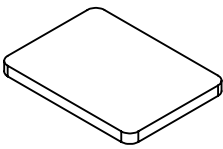
MATERIAL
SM_A36_0.1345T

DESCRIPTION :
BOTTOM REAR CAP

DRAWN BY: Noe F | 9/28/2023

SHEET 1 OF 1

REVISIONS			
REV.	DESCRIPTION	DATE	APPROVED



DIMENSIONS ARE IN INCHES, UNLESS SPECIFIED OTHERWISE



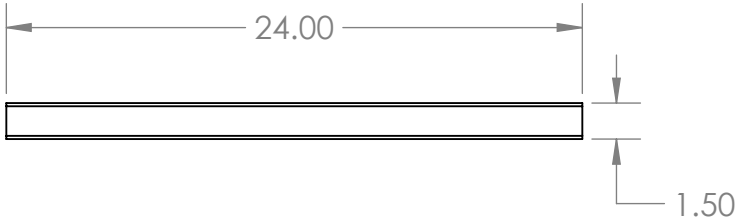
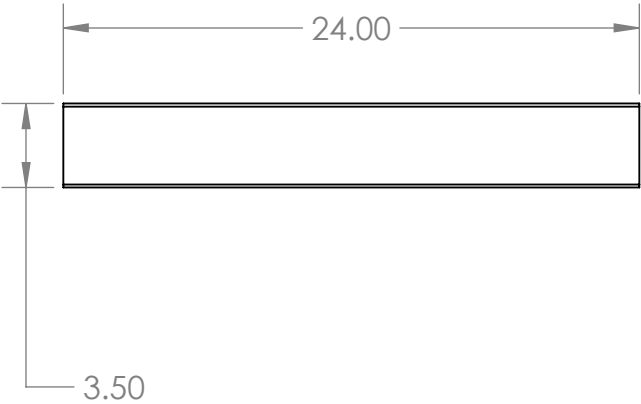
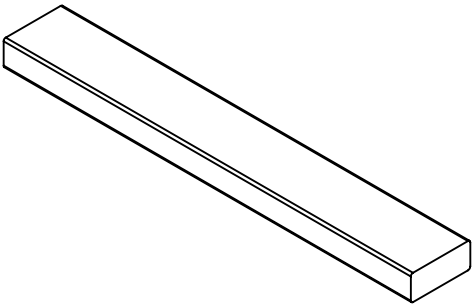
101 INDUSTRIAL CT, CONROE, TX 77301 | PH: 281-238-9652

PROPRIETARY AND CONFIDENTIAL : THE INFORMATION CONTAINED IN THIS DRAWING IS THE SOLE PROPERTY OF WELD PROJECTS. ANY REPRODUCTION, IN PART OR AS A WHOLE, WITHOUT WRITTEN PERMISSION OF WELD PROJECTS IS PROHIBITED.

PART # PSOL-057-002	MATERIAL SM_A36_0.1345T
-------------------------------	-----------------------------------

DESCRIPTION : END CAP

REVISIONS			
REV.	DESCRIPTION	DATE	APPROVED



DIMENSIONS ARE IN INCHES, UNLESS SPECIFIED OTHERWISE

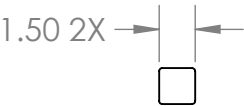
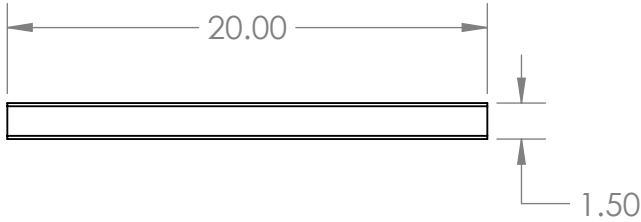
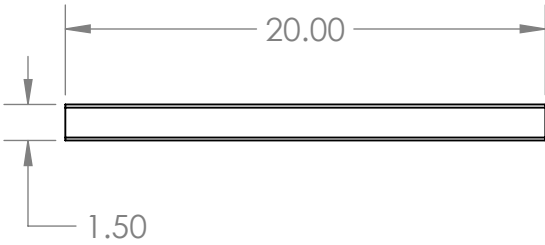
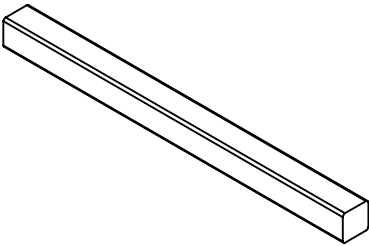


101 INDUSTRIAL CT, CONROE, TX 77301 | PH: 281-238-9652

PROPRIETARY AND CONFIDENTIAL : THE INFORMATION CONTAINED IN THIS DRAWING IS THE SOLE PROPERTY OF WELD PROJECTS. ANY REPRODUCTION, IN PART OR AS A WHOLE, WITHOUT WRITTEN PERMISSION OF WELD PROJECTS IS PROHIBITED.

PART # PSOL-900-000	MATERIAL Wood_3.5X1.5
	DESCRIPTION : SEAT WOOD PLANK
DRAWN BY: Noe F 9/28/2023	
SHEET 1 OF 1	

REVISIONS			
REV.	DESCRIPTION	DATE	APPROVED



DIMENSIONS ARE IN INCHES, UNLESS SPECIFIED OTHERWISE



101 INDUSTRIAL CT, CONROE, TX 77301 | PH: 281-238-9652

PROPRIETARY AND CONFIDENTIAL : THE INFORMATION CONTAINED IN THIS DRAWING IS THE SOLE PROPERTY OF WELD PROJECTS. ANY REPRODUCTION, IN PART OR AS A WHOLE, WITHOUT WRITTEN PERMISSION OF WELD PROJECTS IS PROHIBITED.

PART # PSOL-900-001	MATERIAL Wood_1.5X1.5
	DESCRIPTION : BACK WOOD PLANK
DRAWN BY: Noe F 9/28/2023	
SHEET 1 OF 1	