

CELA BEDFRAME TWIN

(CELA-000-003)



Contents

WARNING..... 3

BILL OF MATERIALS..... 4

GLOSSARY..... 6

AWS SYMBOLS..... 7

ASSEMBLY INSTRUCTIONS..... 8

PART DRAWINGS 19

WARNING



SAFETY WARNING: WELDING INVOLVED

Before you begin the assembly process, it's crucial to understand the risks and necessary precautions associated with welding. Please read and adhere to the following safety guidelines:

- **Professional Supervision:** If you're inexperienced in welding, consider seeking guidance or supervision from a trained professional. A small error can have significant consequences on the durability and safety of your furniture.
- **Protective Gear:** Welding can produce intense UV light, sparks, and spatter. Always use a welding helmet with the correct shade of lens, wear flame-resistant clothing, leather gloves, and safety boots. Safety glasses should be worn underneath the helmet for added eye protection.
- **Work in a Safe Environment:** Welding can produce harmful fumes and gases. Always work in a well-ventilated space, preferably outdoors. Remove any flammable materials from the vicinity, and always have a fire extinguisher on hand.
- **Pre-welding Inspection:** Thoroughly inspect the metal parts for any signs of damage, rust, or contamination. Clean the areas to be welded to ensure there are no oils, paints, or other materials that might interfere with the weld.
- **Equipment Check:** Before you start, ensure your welding machine is in proper working condition. Check cables, connectors, and welding gun for any damage or wear.
- **Avoid Water:** Never weld in wet conditions or touch the welding equipment with wet hands or gloves. Water is a conductor of electricity and can increase the risk of shocks.
- **Grounding:** Ensure that the piece you're welding is correctly grounded. A proper ground connection is essential for safety and for producing quality welds.
- **Post-welding Protocol:** Once you finish welding, let the welded parts cool down gradually. Rapid cooling can lead to metal warpage or structural weaknesses.
- **Stay Informed:** Familiarize yourself with the Material Safety Data Sheet (MSDS) for the metals you're working with and the filler materials you're using.
- **First Aid:** Keep a first aid kit nearby. In case of minor burns, immediately hold the affected area under cold running water for at least 10 minutes.
- **Limit Distractions:** Ensure that your workspace is free from unnecessary distractions. Focus is critical when welding to maintain consistent quality and safety.
- **Store Equipment Safely:** After completion, store your welding equipment in a dry, safe place away from children's reach.

Remember, your safety and the quality of your work go hand in hand. Always prioritize safety precautions and never rush the welding process. If you're ever uncertain about a step or safety measure, seek guidance before proceeding.

Your safety is our top priority! No task justifies risking injury.

BILL OF MATERIALS

ITEM	PART NUMBER	DESCRIPTION	REV	MATERIAL	QTY.
1	1000-000-010	Steel Hex Head Screw - 1/4"-20 x 1" - Fully Threaded	A-1	STEEL	16
2	1001-015-000	Steel Rivet Nut - 1/4"-20	A-1	STEEL	16
3	CELA-051-000	Headboard Leg Left	A-1	SQ_A500_2X2_0.065T	1
4	CELA-051-001	Headboard Leg Right	A-1	SQ_A500_2X2_0.065T	1
5	CELA-052-007	Headboard Bottom Stretcher Twin Tetris Headrest	A-1	SQ_A500_2X2_0.065T	1
6	CELA-053-003	Front Stretcher Twin	A-1	SQ_A500_2X2_0.065T	2
7	CELA-054-000	Headboard Stretcher HS 26.5	A-1	SQ_A500_1X1_0.065T	1
8	CELA-054-003	Headboard Stretcher HS 18.5	A-1	SQ_A500_1X1_0.065T	1
9	CELA-054-011	Headboard Stretcher HS 3	A-1	SQ_A500_1X1_0.065T	1
10	CELA-054-013	Headboard Stretcher HS 5	A-1	SQ_A500_1X1_0.065T	1
11	CELA-054-015	Headboard Stretcher HS 12.5	A-1	SQ_A500_1X1_0.065T	1
12	CELA-054-016	Headboard Stretcher HS 14.5	A-1	SQ_A500_1X1_0.065T	1
13	CELA-054-017	Headboard Stretcher HS 8	A-1	SQ_A500_1X1_0.065T	1
14	CELA-054-018	Headboard Stretcher HS 6.25	A-1	SQ_A500_1X1_0.065T	2
15	CELA-054-019	Headboard Stretcher HS 6	A-1	SQ_A500_1X1_0.065T	1
16	CELA-055-000	Headboard Reacher HR 1	A-1	SQ_A500_1X1_0.065T	2
17	CELA-055-001	Headboard Reacher HR 2	A-1	SQ_A500_1X1_0.065T	1
18	CELA-055-002	Headboard Reacher HR 3	A-1	SQ_A500_1X1_0.065T	1
19	CELA-055-003	Headboard Reacher HR 3.5	A-1	SQ_A500_1X1_0.065T	1
20	CELA-055-004	Headboard Reacher HR 4	A-1	SQ_A500_1X1_0.065T	1
21	CELA-055-005	Headboard Reacher HR 4 No Tabs	A-1	SQ_A500_1X1_0.065T	2
22	CELA-055-007	Headboard Reacher HR 6	A-1	SQ_A500_1X1_0.065T	2
23	CELA-056-002	Slab Twin	A-1	SQ_A500_1X1_0.083T	10
24	CELA-057-000	Left Front Leg	A-1	SQ_A500_2X2_0.065T	1
25	CELA-057-001	Right Front Leg	A-1	SQ_A500_2X2_0.065T	1
26	CELA-058-000	Fastner Angle Bracket	A-1	AG_A500_2X2_0.1875T	4

27	CELA-059-000	Headboard Double Cut HRC 5	A-1	SQ_A500_1X1_0.065T	1
28	CELA-060-003	Reacher twin	A-1	SQ_A500_2X2_0.065T	2

See page 19 for detailed drawings of each part.

**** ITEMS NOT PROVIDED**

GLOSSARY

METAL TUBE

SQ_A500_2X2_0.065T

TYPE

MATERIAL

SIZE

MATERIAL
THICKNESS

SHEET METAL

SM_A36_0.065T

TYPE

MATERIAL

MATERIAL
THICKNESS

Type


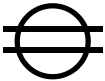


SQ = Square tube profile
RT = Rectangle tube profile
CR = Circle tube profile
AG = Angle tube profile
SM = Sheet Metal

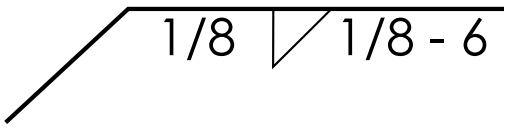
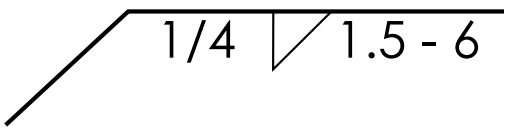
Material Thickness

10ga – 0.1345"
12ga – 0.1035"
14ga – 0.075"
16ga – 0.065"

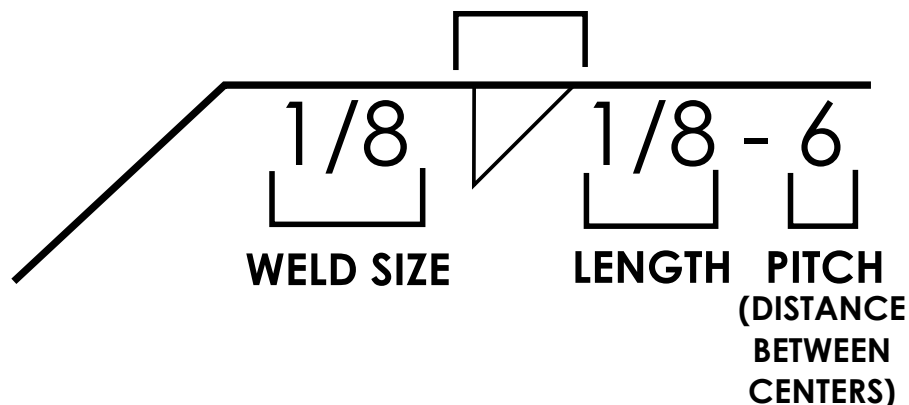
AWS SYMBOLS

The following are some of the common weld symbols you will encounter when reading our assembly instructions.

AWS SYMBOL	NAME	DESCRIPTION
	FILLET WELD	Triangular weld joining two surfaces at right angles; common in T-joints and lap joints.
	SEAM WELD	Joins metal using a hole in the top piece, fusing with the bottom piece.
	SPOT WELD	Used for fusing overlapping metals at discrete points; often used in sheet metal fabrication.
	PLUG WELD	Process creating a consistent weld along overlapping materials; suitable for containers and cylindrical assemblies.

WELD INDICATION	DESCRIPTION
	TACK WELD (Small and temporary weld that hold parts together ready for final welding.)
	FULLY WELD (Last welding operation performed to complete a joint or structure, ensuring its integrity.)

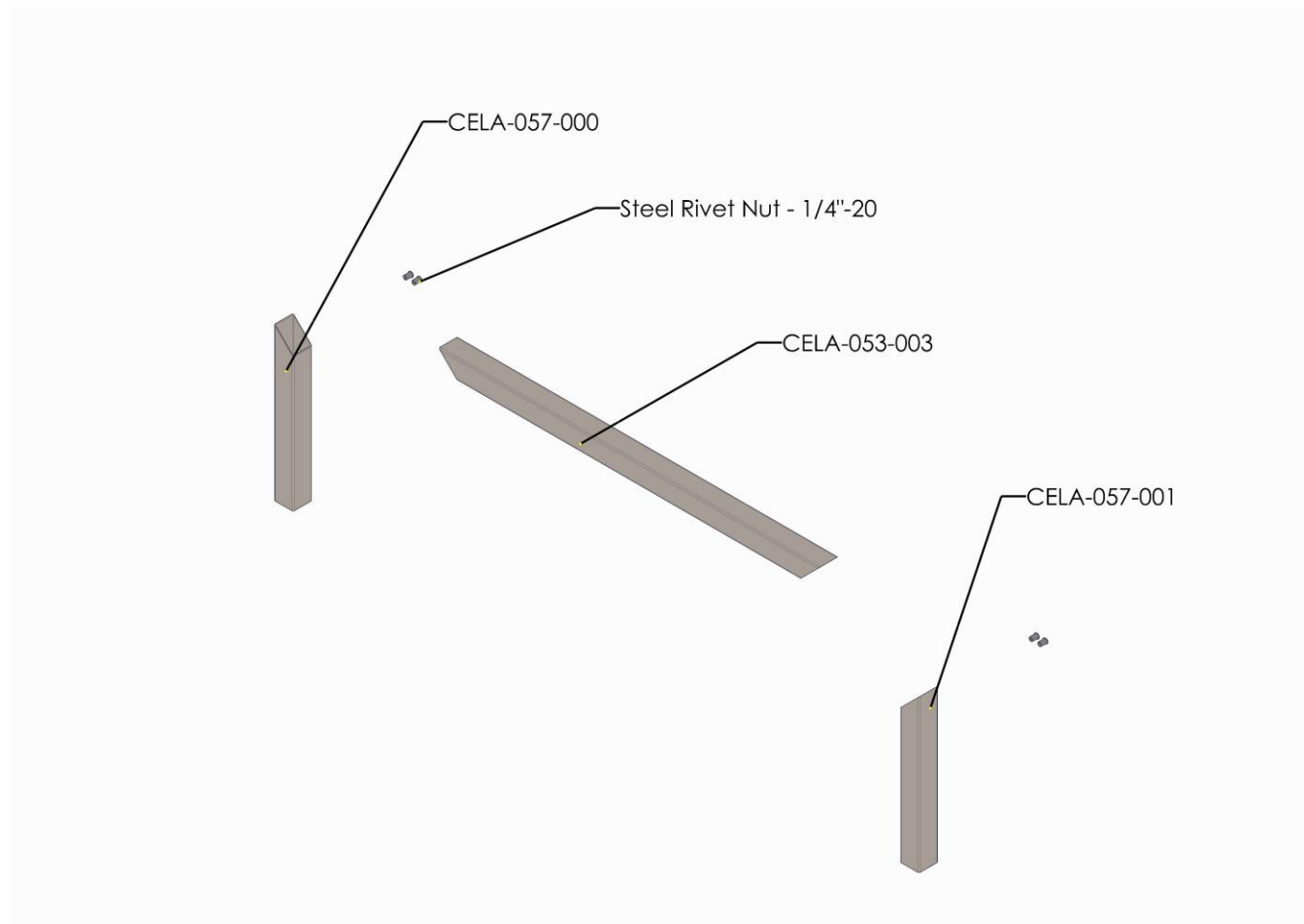
WELD SYMBOL



This symbol tells us to make a 1/8" high Fillet Weld, 1/8" long (a "tack"), and to do so along the seam every 6" (the pitch).

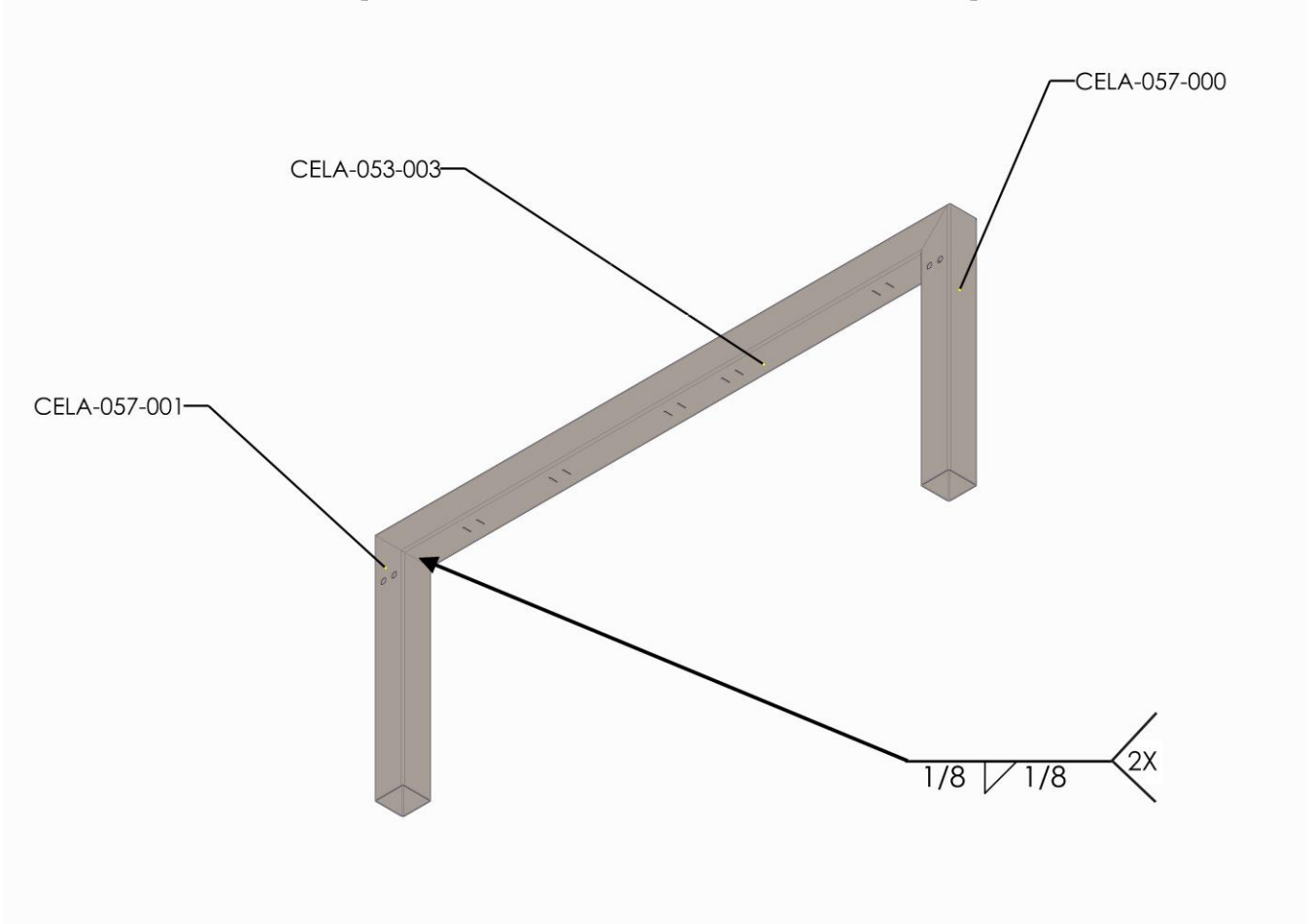
ASSEMBLY INSTRUCTIONS

1



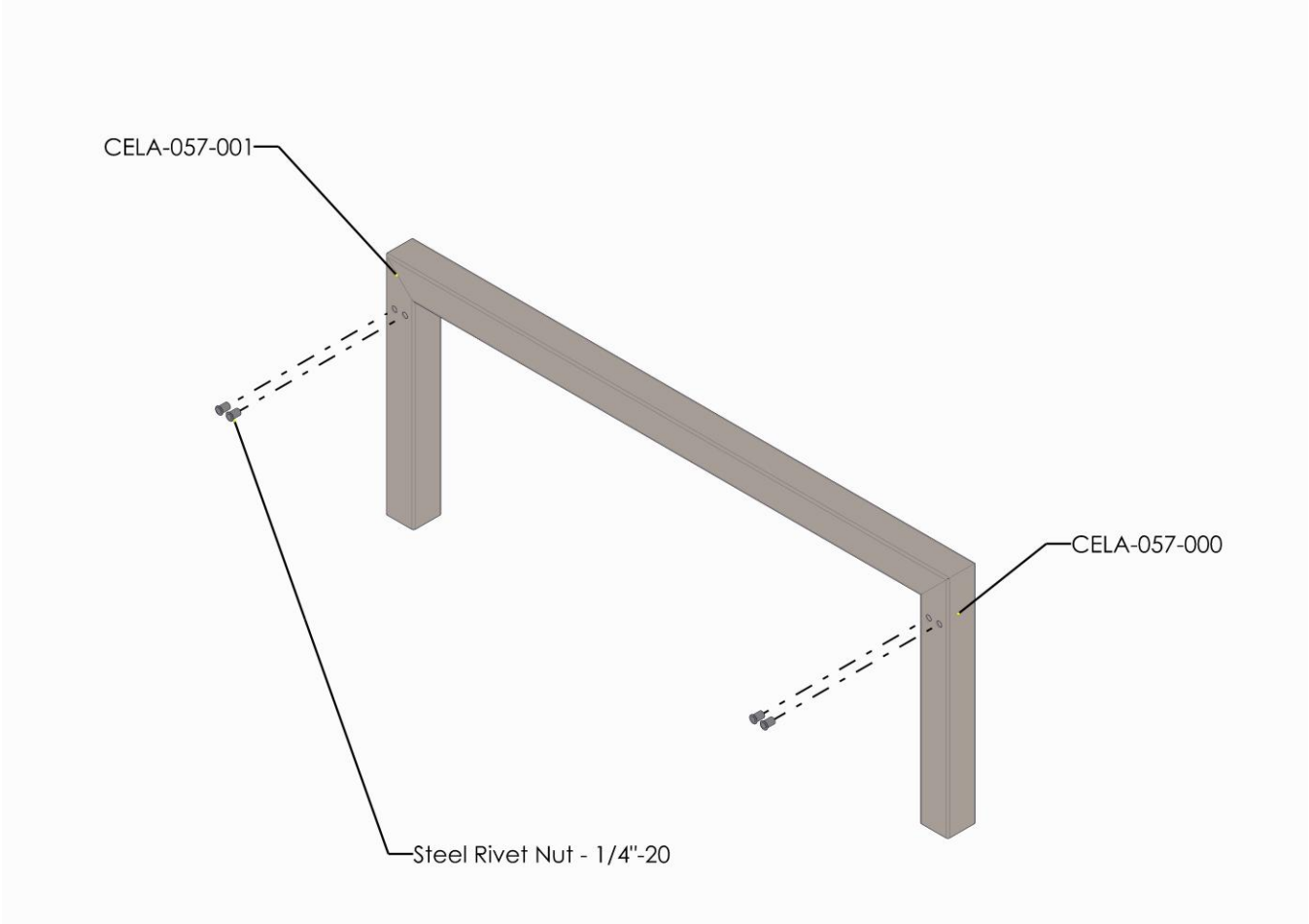
NOTES:

2



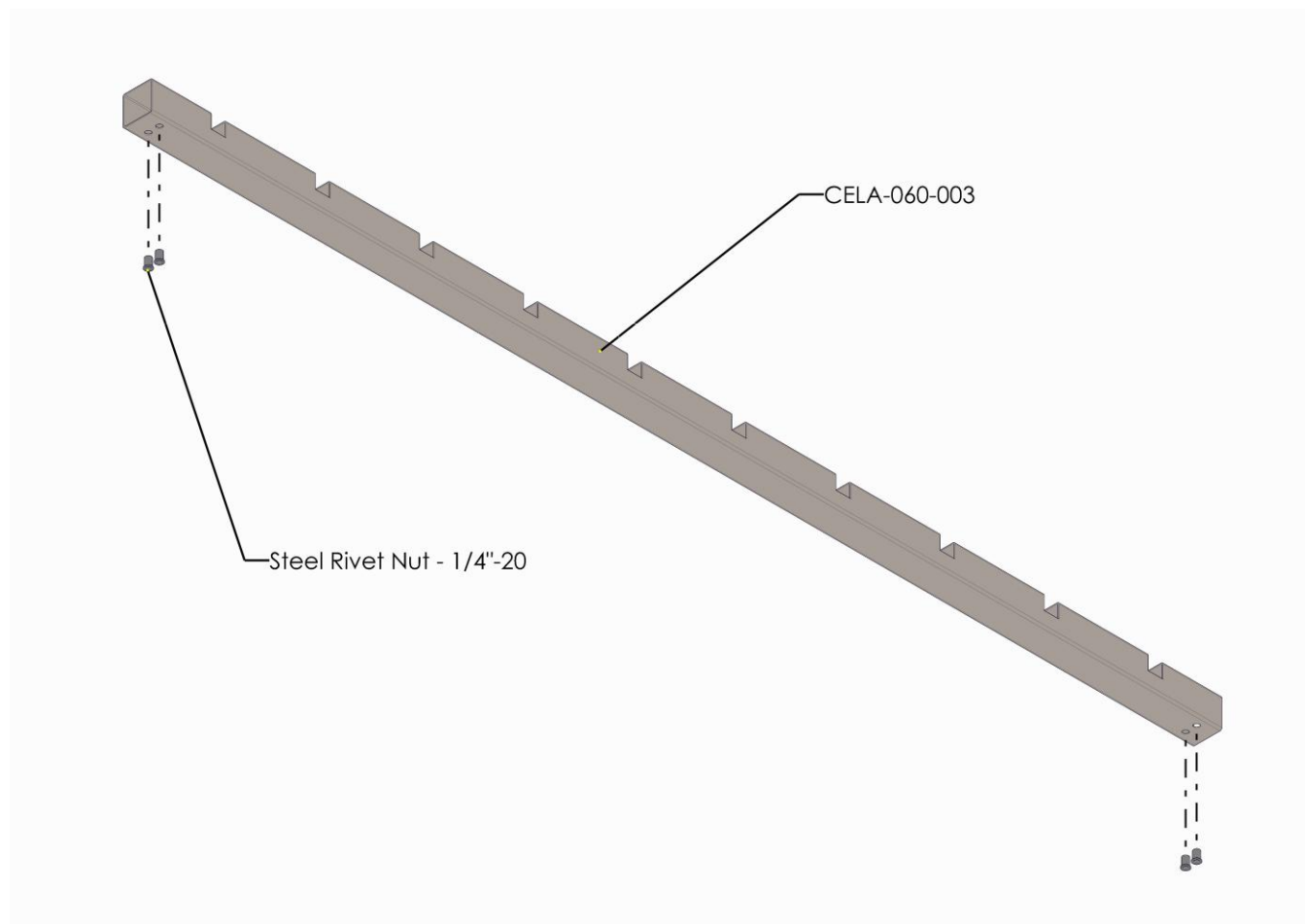
NOTES:

3

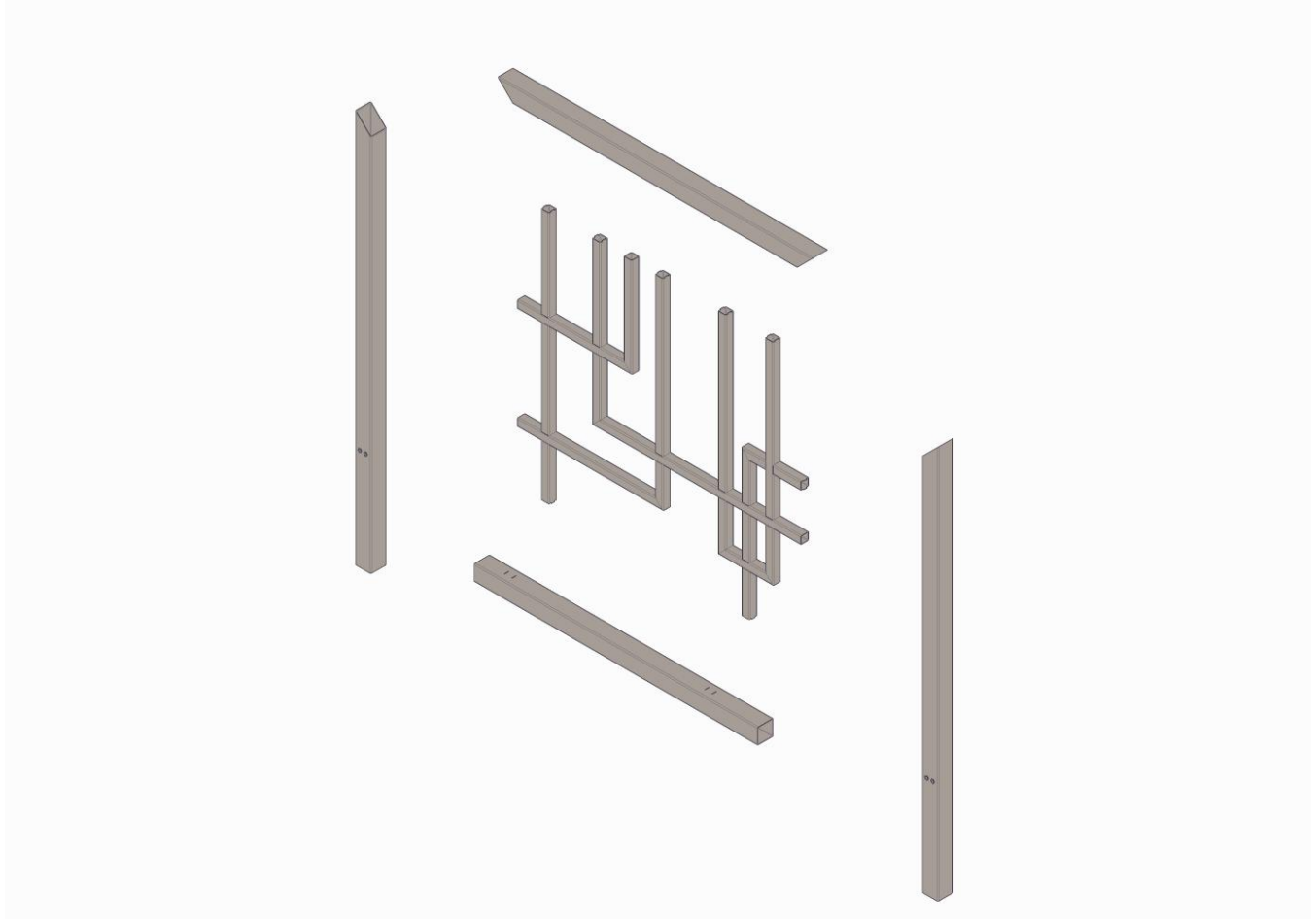


NOTES:

4

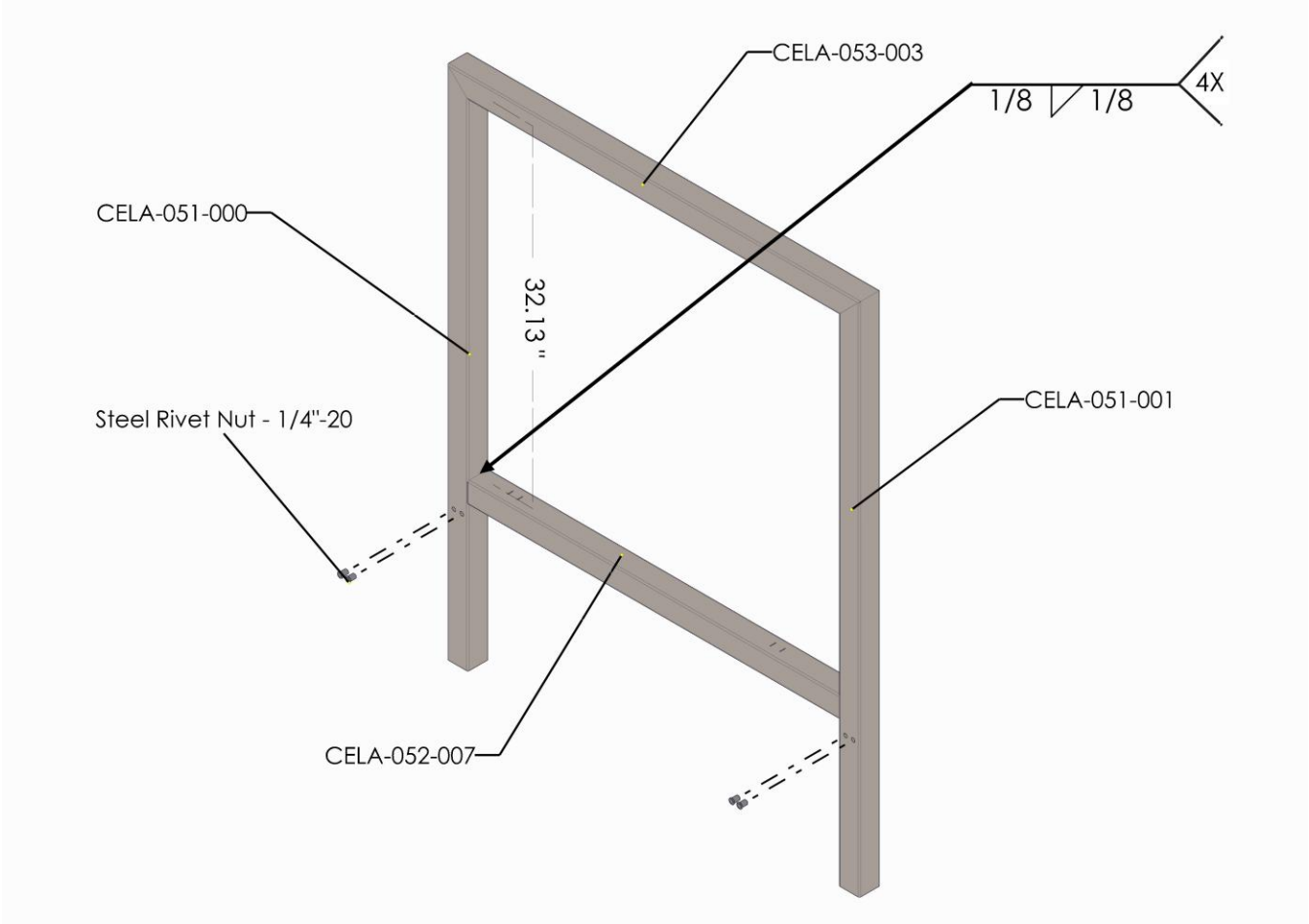
**NOTES:****REPEAT STEP 4 FOR REMAINING BED STRETCHER**

5



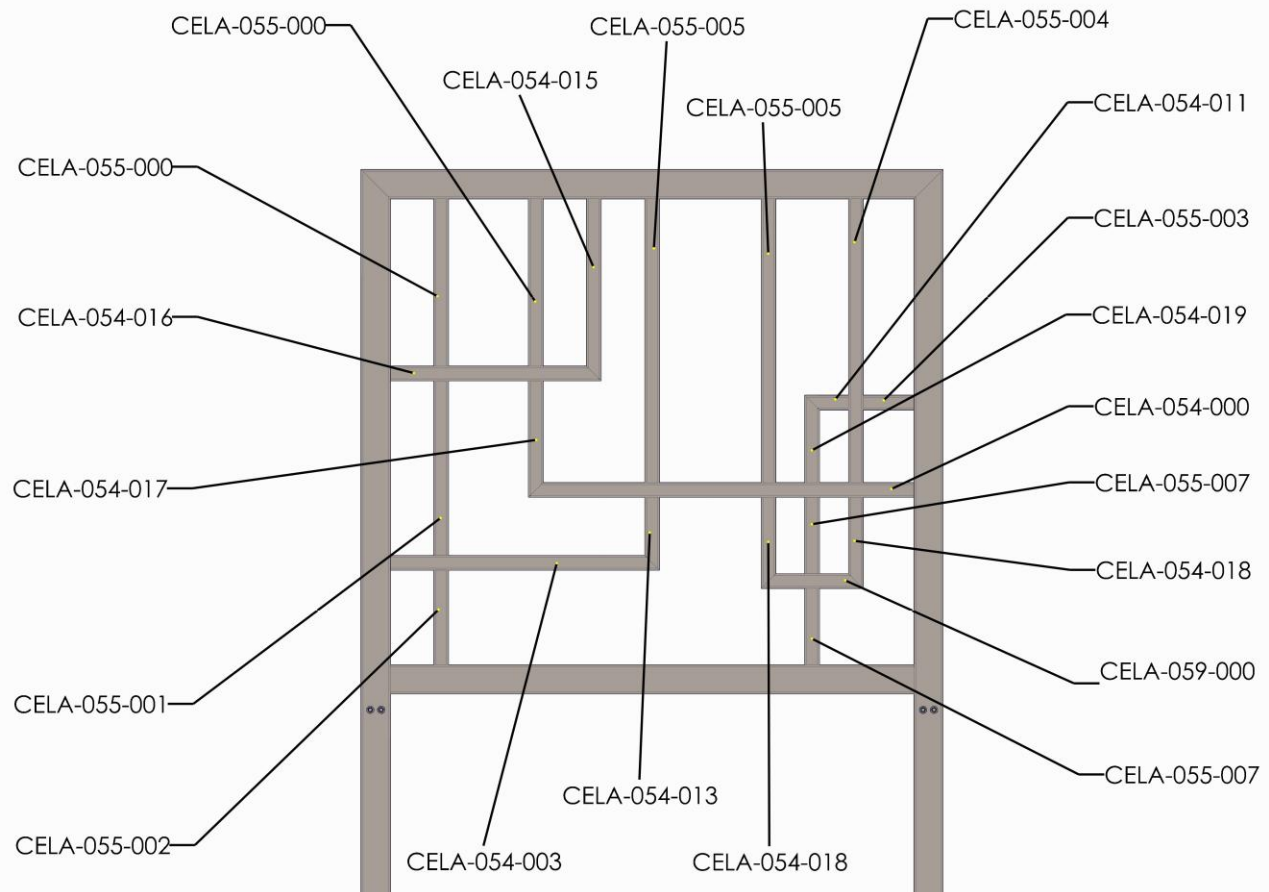
NOTES:

6



NOTES:

7

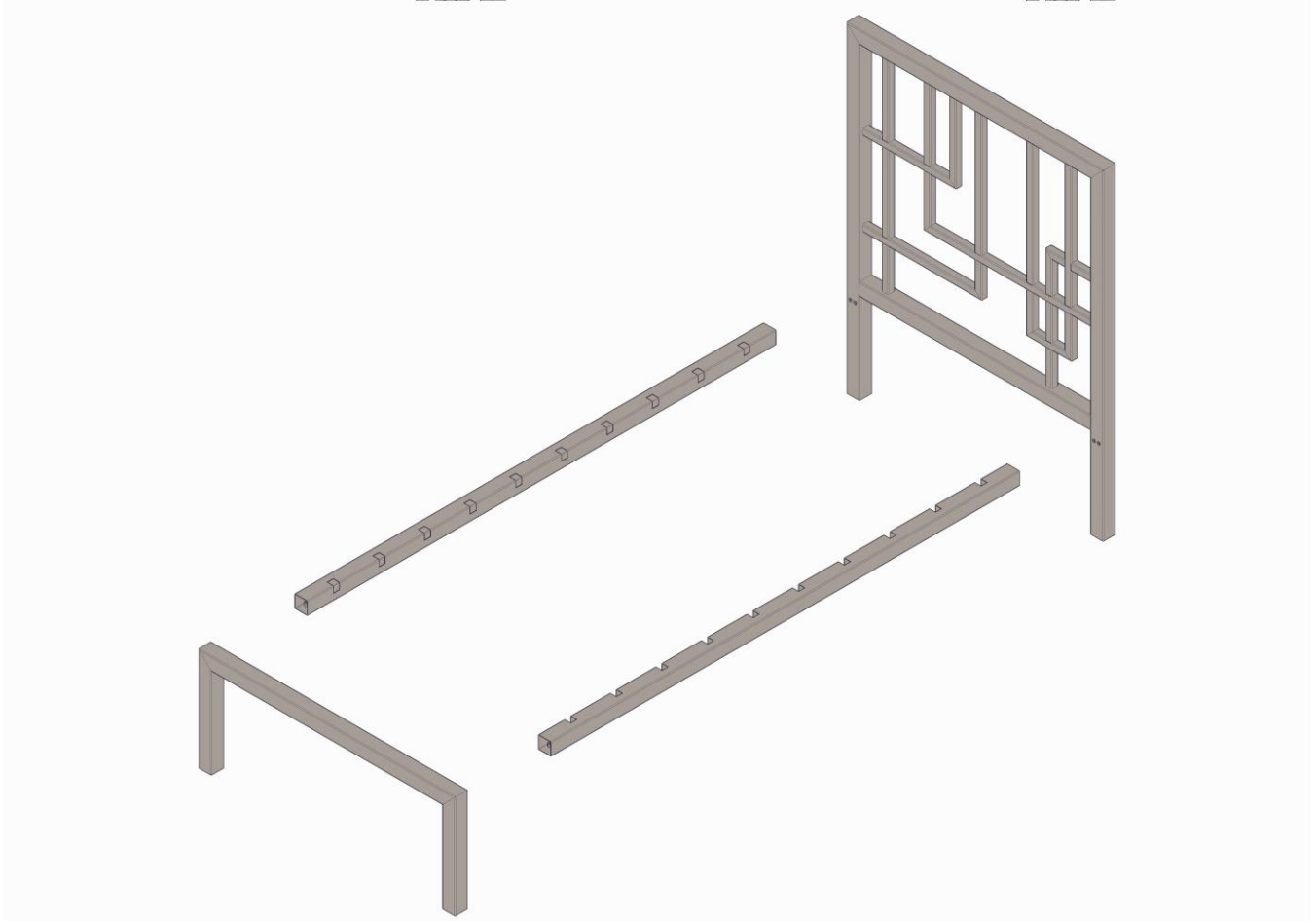


NOTES:

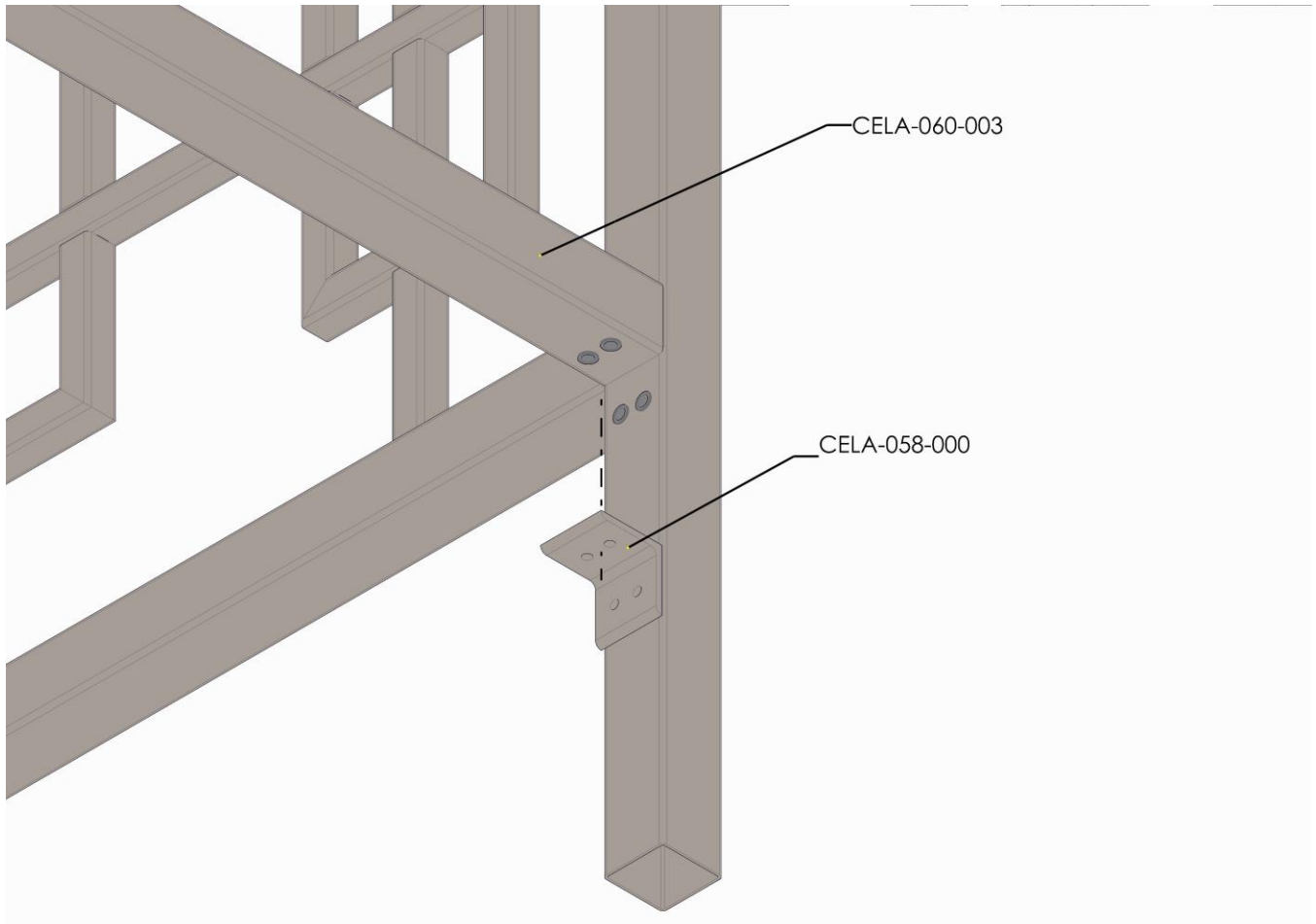
NOW IS THE PERFECT TIME TO GO BACK AND FINISH WELDING ALL THE PREVIOUS TACK WELDS

WE RECOMMEND A 0.25" HIGH FILLET WELD, 1.5" LONG

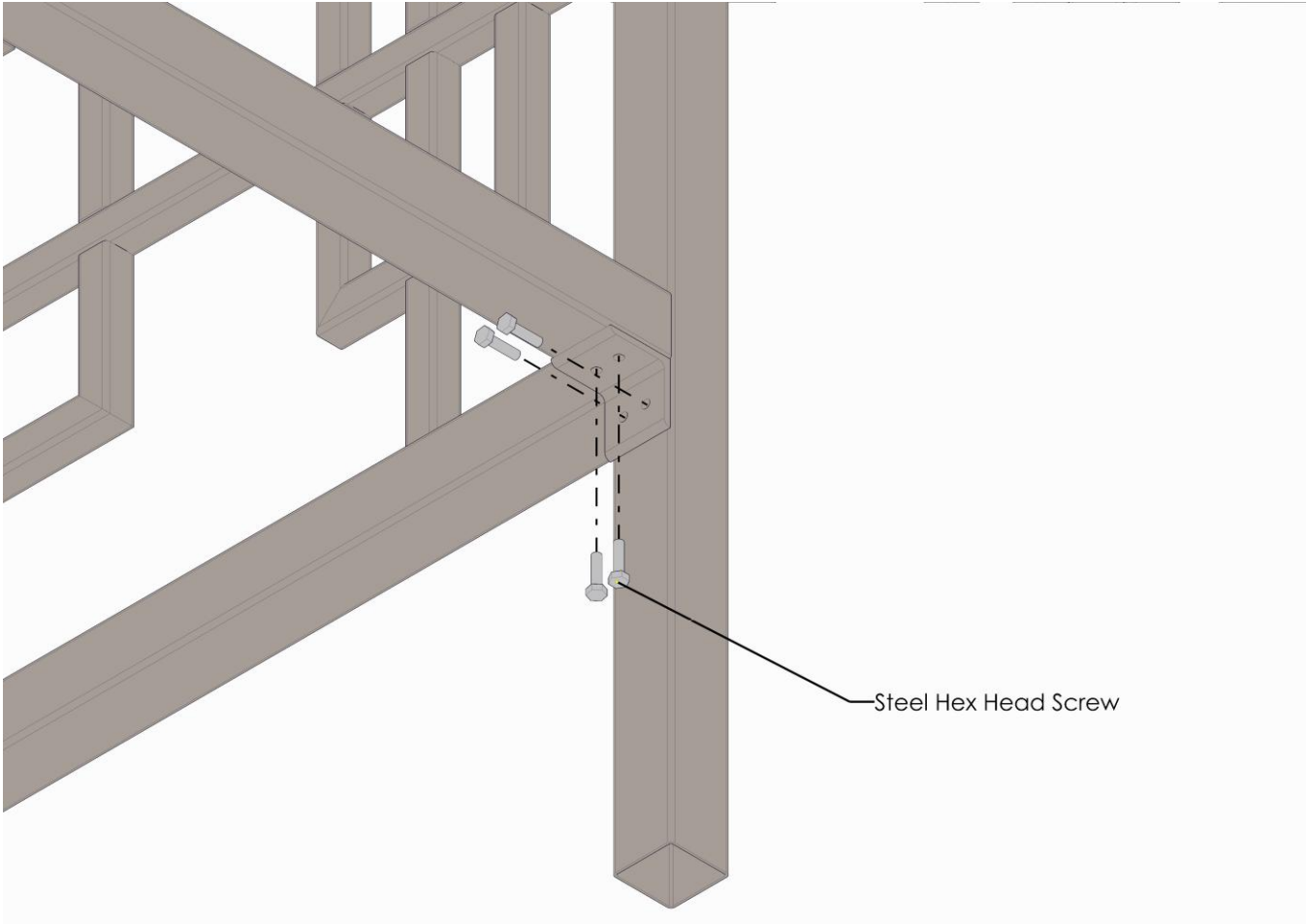
8



NOTES:

9**NOTES:**

10



NOTES:

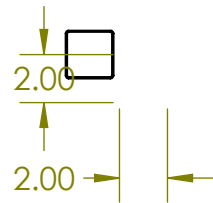
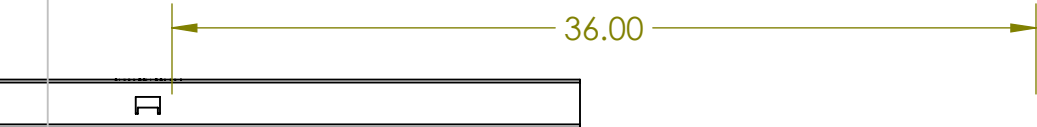
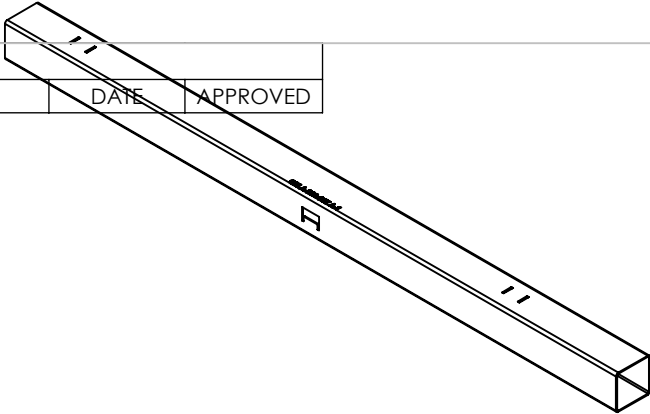
11



NOTES:

PART DRAWINGS

REVISIONS			
REV.	DESCRIPTION	DATE	APPROVED



DIMENSIONS ARE IN INCHES, UNLESS SPECIFIED OTHERWISE

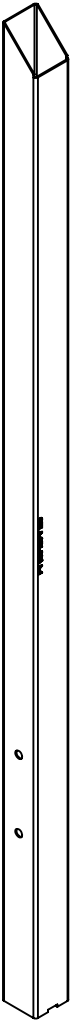
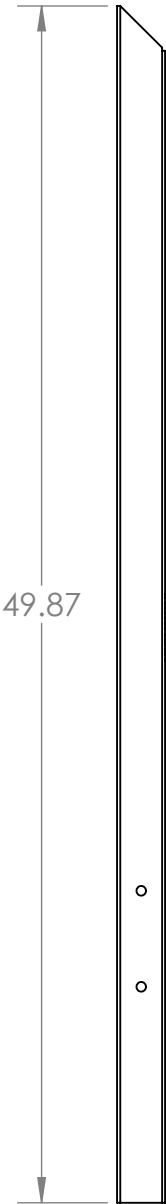
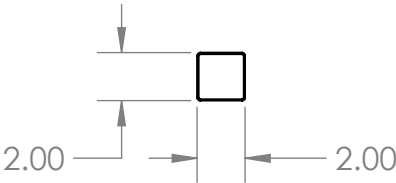


101 INDUSTRIAL CT, CONROE, TX 77301 | PH: 281-238-9652

PROPRIETARY AND CONFIDENTIAL : THE INFORMATION CONTAINED IN THIS DRAWING IS THE SOLE PROPERTY OF WELD PROJECTS. ANY REPRODUCTION, IN PART OR AS A WHOLE, WITHOUT WRITTEN PERMISSION OF WELD PROJECTS IS PROHIBITED.

PART # CELA-052-007	MATERIAL SQ_A500_2X2_0.065T
	DESCRIPTION : Headboard Bottom Stretcher Twin Tetris Headrest
DRAWN BY: MMoreno 01/11/24 SHEET 1 OF 1	

REVISIONS			
REV.	DESCRIPTION	DATE	APPROVED



DIMENSIONS ARE IN INCHES, UNLESS SPECIFIED OTHERWISE

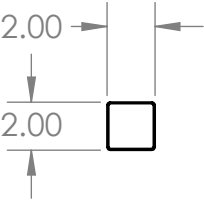
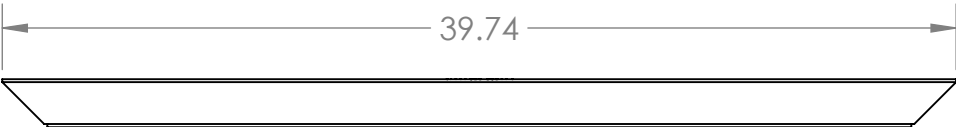
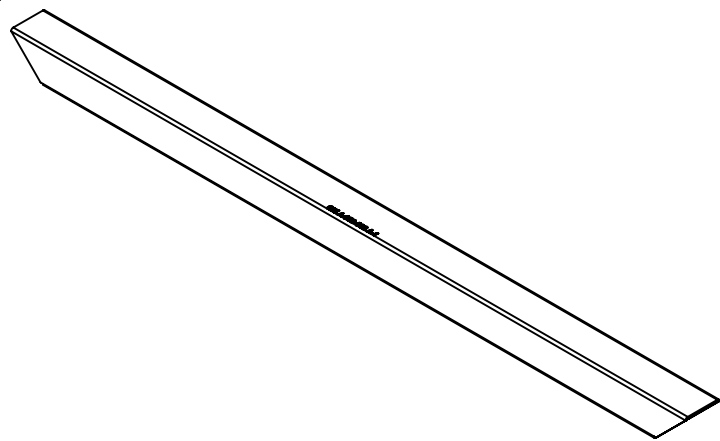


101 INDUSTRIAL CT, CONROE, TX 77301 | PH: 281-238-9652

PROPRIETARY AND CONFIDENTIAL : THE INFORMATION CONTAINED IN THIS DRAWING IS THE SOLE PROPERTY OF WELD PROJECTS. ANY REPRODUCTION, IN PART OR AS A WHOLE, WITHOUT WRITTEN PERMISSION OF WELD PROJECTS IS PROHIBITED.

PART # CELA-051-000	MATERIAL SQ_A500_2X2_0.065T
	DESCRIPTION : Headboard Leg Left
DRAWN BY: MMoreno 01/11/24 SHEET 1 OF 1	

REVISIONS			
REV.	DESCRIPTION	DATE	APPROVED



DIMENSIONS ARE IN INCHES, UNLESS SPECIFIED OTHERWISE



101 INDUSTRIAL CT, CONROE, TX 77301 | PH: 281-238-9652

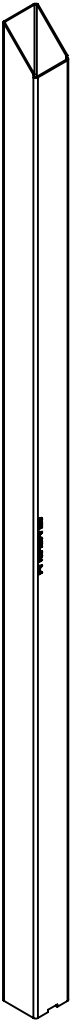
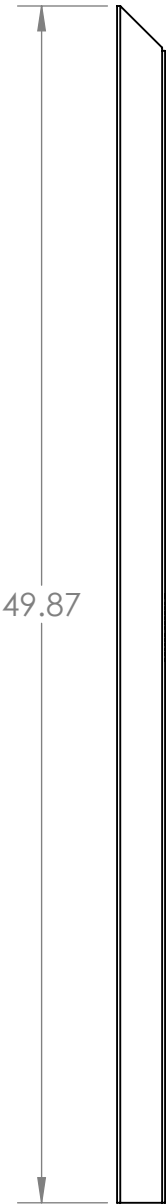
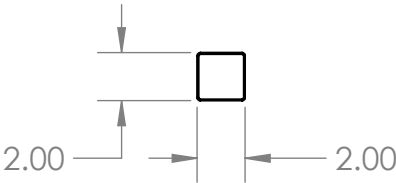
PROPRIETARY AND CONFIDENTIAL : THE INFORMATION CONTAINED IN THIS DRAWING IS THE SOLE PROPERTY OF WELD PROJECTS. ANY REPRODUCTION, IN PART OR AS A WHOLE, WITHOUT WRITTEN PERMISSION OF WELD PROJECTS IS PROHIBITED.

PART #	MATERIAL
CELA-053-003	SQ_A500_2X2_0.065T

DESCRIPTION :
Front Stretcher Twin

DRAWN BY: MMoreno | 01/11/24 **SHEET 1 OF 1**

REVISIONS			
REV.	DESCRIPTION	DATE	APPROVED



DIMENSIONS ARE IN INCHES, UNLESS SPECIFIED OTHERWISE

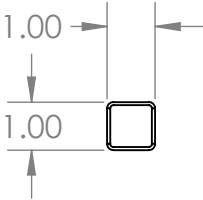
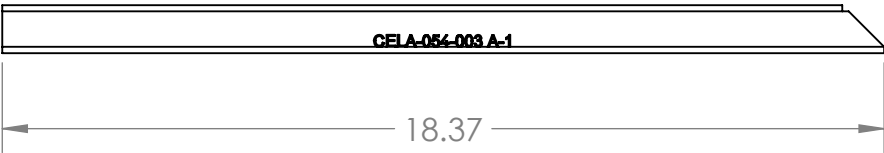

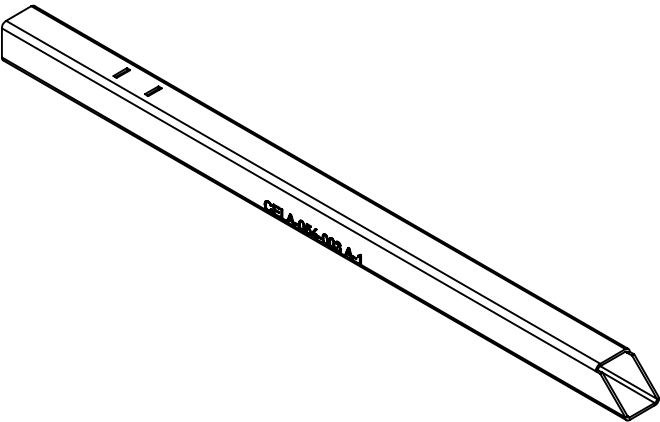


101 INDUSTRIAL CT, CONROE, TX 77301 | PH: 281-238-9652

PROPRIETARY AND CONFIDENTIAL : THE INFORMATION CONTAINED IN THIS DRAWING IS THE SOLE PROPERTY OF WELD PROJECTS. ANY REPRODUCTION, IN PART OR AS A WHOLE, WITHOUT WRITTEN PERMISSION OF WELD PROJECTS IS PROHIBITED.

PART # CELA-051-001	MATERIAL SQ_A500_2X2_0.065T
	DESCRIPTION : Headboard Leg Right
DRAWN BY: MMoreno 01/11/24 SHEET 1 OF 1	

REVISIONS			
REV.	DESCRIPTION	DATE	APPROVED



DIMENSIONS ARE IN INCHES, UNLESS SPECIFIED OTHERWISE



101 INDUSTRIAL CT, CONROE, TX 77301 | PH: 281-238-9652


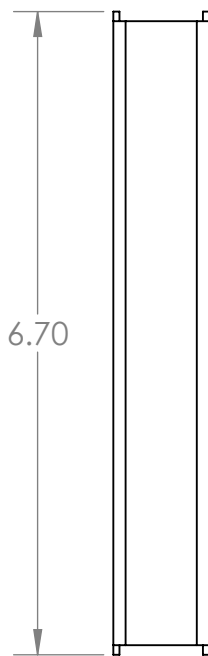
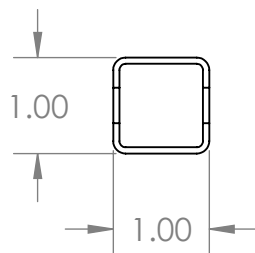
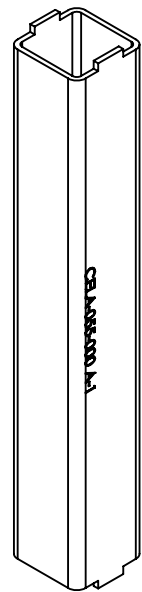
PROPRIETARY AND CONFIDENTIAL : THE INFORMATION CONTAINED IN THIS DRAWING IS THE SOLE PROPERTY OF WELD PROJECTS. ANY REPRODUCTION, IN PART OR AS A WHOLE, WITHOUT WRITTEN PERMISSION OF WELD PROJECTS IS PROHIBITED.

PART # CELA-054-003	MATERIAL SQ_A500_1X1_0.065T
-------------------------------	---------------------------------------

DESCRIPTION :
Headboard Stretcher HS 18.5

DRAWN BY: MMoreno | 01/11/24 **SHEET 1 OF 1**

REVISIONS			
REV.	DESCRIPTION	DATE	APPROVED



DIMENSIONS ARE IN INCHES, UNLESS SPECIFIED OTHERWISE

WELD PROJECTS COM

101 INDUSTRIAL CT, CONROE, TX 77301 | PH: 281-238-9652

PROPRIETARY AND CONFIDENTIAL : THE INFORMATION CONTAINED IN THIS DRAWING IS THE SOLE PROPERTY OF WELD PROJECTS. ANY REPRODUCTION, IN PART OR AS A WHOLE, WITHOUT WRITTEN PERMISSION OF WELD PROJECTS IS PROHIBITED.

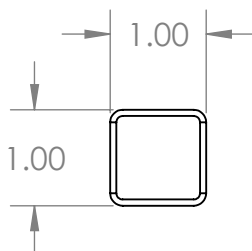
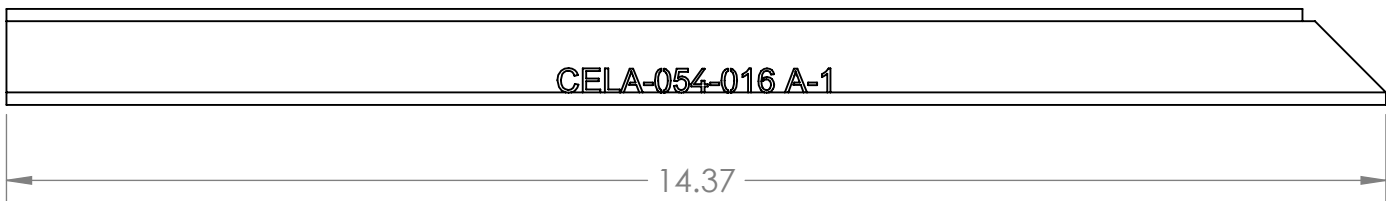

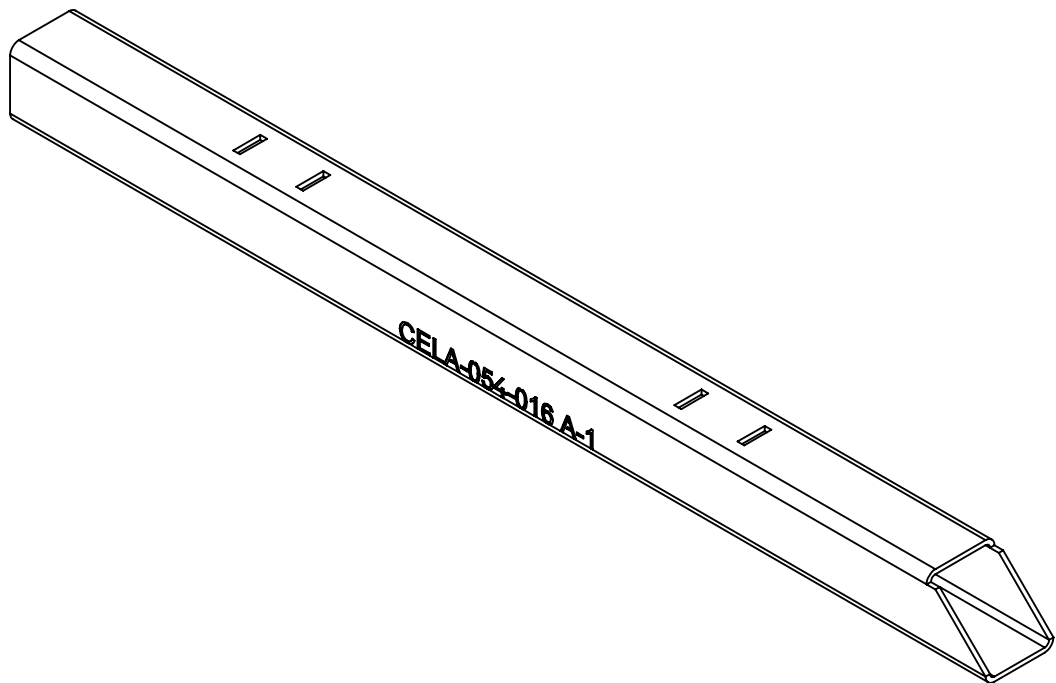
PART #
CELA-055-002

MATERIAL
SQ_A500_1X1_0.065T

DESCRIPTION :
Headboard Reacher HR 3

DRAWN BY: MMoreno | 01/11/24 **SHEET 1 OF 1**

REVISIONS			
REV.	DESCRIPTION	DATE	APPROVED



DIMENSIONS ARE IN INCHES, UNLESS SPECIFIED OTHERWISE



101 INDUSTRIAL CT, CONROE, TX 77301 | PH: 281-238-9652

PROPRIETARY AND CONFIDENTIAL : THE INFORMATION CONTAINED IN THIS DRAWING IS THE SOLE PROPERTY OF WELD PROJECTS. ANY REPRODUCTION, IN PART OR AS A WHOLE, WITHOUT WRITTEN PERMISSION OF WELD PROJECTS IS PROHIBITED.

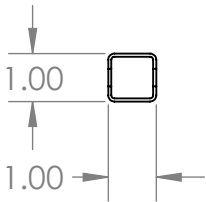
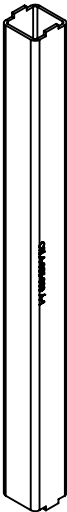
PART #
CELA-054-016

MATERIAL
SQ_A500_1X1_0.065T

DESCRIPTION :
Headboard Stretcher HS 14.5

DRAWN BY: MMoreno | 01/11/24 **SHEET 1 OF 1**

REVISIONS			
REV.	DESCRIPTION	DATE	APPROVED



DIMENSIONS ARE IN INCHES, UNLESS SPECIFIED OTHERWISE



101 INDUSTRIAL CT, CONROE, TX 77301 | PH: 281-238-9652

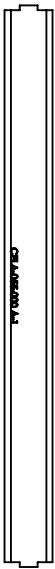
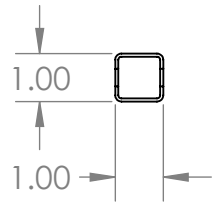
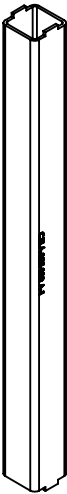
PROPRIETARY AND CONFIDENTIAL : THE INFORMATION CONTAINED IN THIS DRAWING IS THE SOLE PROPERTY OF WELD PROJECTS. ANY REPRODUCTION, IN PART OR AS A WHOLE, WITHOUT WRITTEN PERMISSION OF WELD PROJECTS IS PROHIBITED.

PART #	MATERIAL
CELA-055-001	SQ_A500_1X1_0.065T

DESCRIPTION :
Headboard Reacher HR 2

DRAWN BY: MMoreno 01/11/24	SHEET 1 OF 1
-------------------------------------	---------------------

REVISIONS			
REV.	DESCRIPTION	DATE	APPROVED



DIMENSIONS ARE IN INCHES, UNLESS SPECIFIED OTHERWISE

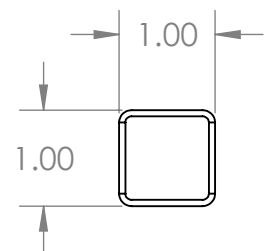
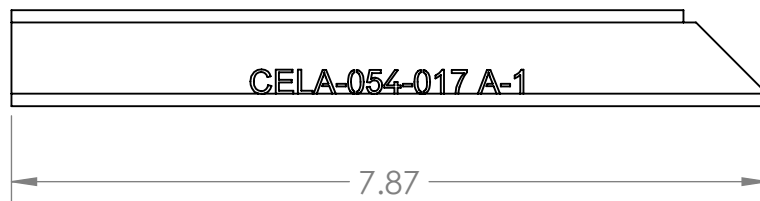

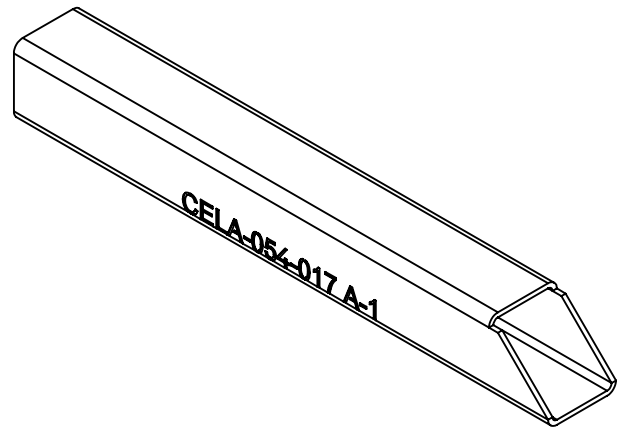


101 INDUSTRIAL CT, CONROE, TX 77301 | PH: 281-238-9652

PROPRIETARY AND CONFIDENTIAL : THE INFORMATION CONTAINED IN THIS DRAWING IS THE SOLE PROPERTY OF WELD PROJECTS. ANY REPRODUCTION, IN PART OR AS A WHOLE, WITHOUT WRITTEN PERMISSION OF WELD PROJECTS IS PROHIBITED.

PART # CELA-055-000	MATERIAL SQ_A500_1X1_0.065T
DESCRIPTION : Headboard Reacher HR 1	
DRAWN BY: MMoreno 01/11/24 SHEET 1 OF 1	

REVISIONS			
REV.	DESCRIPTION	DATE	APPROVED



DIMENSIONS ARE IN INCHES, UNLESS SPECIFIED OTHERWISE

WELD PROJECTS COM

101 INDUSTRIAL CT, CONROE, TX 77301 | PH: 281-238-9652

PROPRIETARY AND CONFIDENTIAL : THE INFORMATION CONTAINED IN THIS DRAWING IS THE SOLE PROPERTY OF WELD PROJECTS. ANY REPRODUCTION, IN PART OR AS A WHOLE, WITHOUT WRITTEN PERMISSION OF WELD PROJECTS IS PROHIBITED.

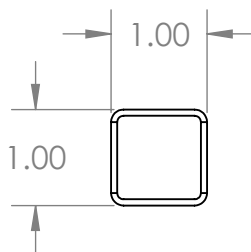
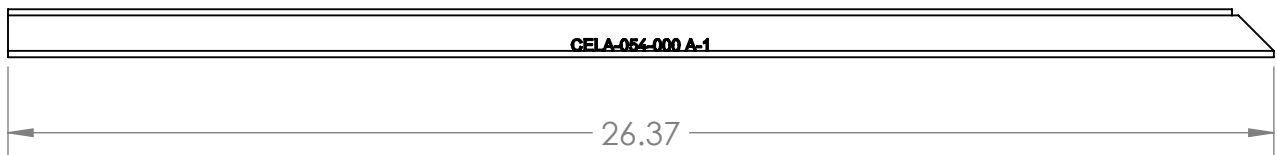

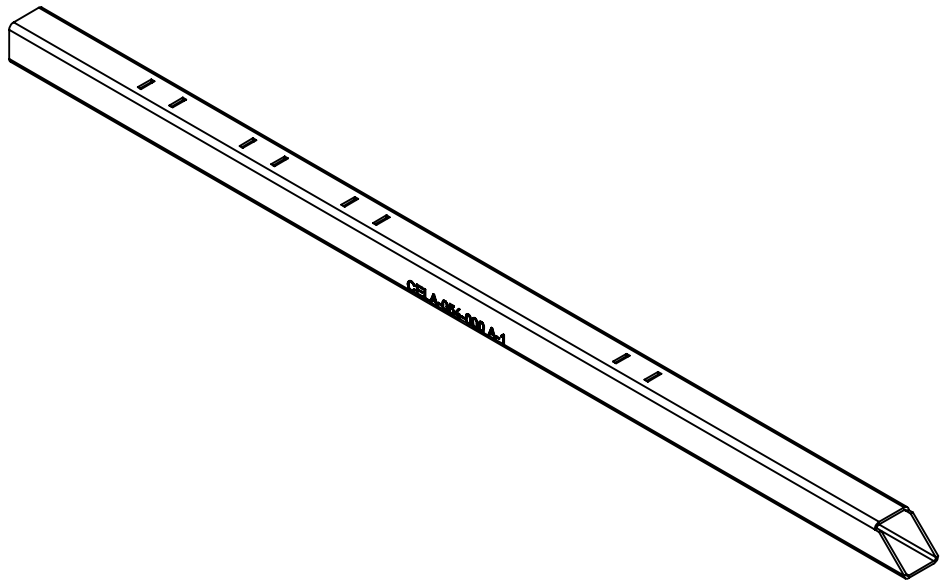
PART #
CELA-054-017

MATERIAL
SQ_A500_1X1_0.065T

DESCRIPTION :
Headboard Stretcher HS 8

DRAWN BY: MMoreno | 01/11/24 **SHEET 1 OF 1**

REVISIONS			
REV.	DESCRIPTION	DATE	APPROVED



DIMENSIONS ARE IN INCHES, UNLESS SPECIFIED OTHERWISE

WELD PROJECTS COM

101 INDUSTRIAL CT, CONROE, TX 77301 | PH: 281-238-9652

PROPRIETARY AND CONFIDENTIAL : THE INFORMATION CONTAINED IN THIS DRAWING IS THE SOLE PROPERTY OF WELD PROJECTS. ANY REPRODUCTION, IN PART OR AS A WHOLE, WITHOUT WRITTEN PERMISSION OF WELD PROJECTS IS PROHIBITED.

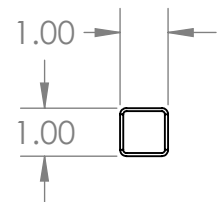
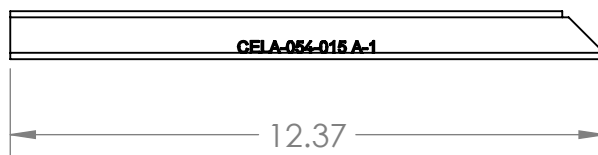

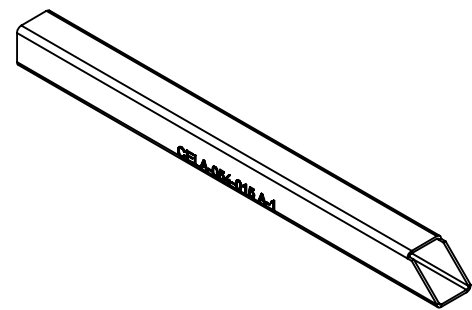
PART #
CELA-054-000

MATERIAL
SQ_A500_1X1_0.065T

DESCRIPTION :
Headboard Stretcher HS 26.5

DRAWN BY: MMoreno | 01/11/24 **SHEET 1 OF 1**

REVISIONS			
REV.	DESCRIPTION	DATE	APPROVED



DIMENSIONS ARE IN INCHES, UNLESS SPECIFIED OTHERWISE

WELD PROJECTS COM

101 INDUSTRIAL CT, CONROE, TX 77301 | PH: 281-238-9652

PROPRIETARY AND CONFIDENTIAL : THE INFORMATION CONTAINED IN THIS DRAWING IS THE SOLE PROPERTY OF WELD PROJECTS. ANY REPRODUCTION, IN PART OR AS A WHOLE, WITHOUT WRITTEN PERMISSION OF WELD PROJECTS IS PROHIBITED.

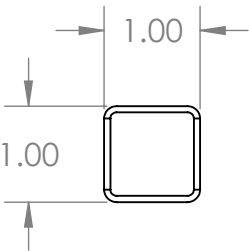
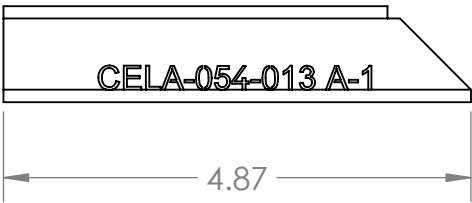

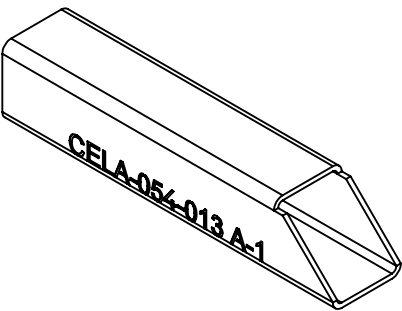
PART #
CELA-054-015

MATERIAL
SQ_A500_1X1_0.065T

DESCRIPTION :
Headboard Stretcher HS 12.5

DRAWN BY: MMoreno | 01/11/24 **SHEET 1 OF 1**

REVISIONS			
REV.	DESCRIPTION	DATE	APPROVED



DIMENSIONS ARE IN INCHES, UNLESS SPECIFIED OTHERWISE



101 INDUSTRIAL CT, CONROE, TX 77301 | PH: 281-238-9652

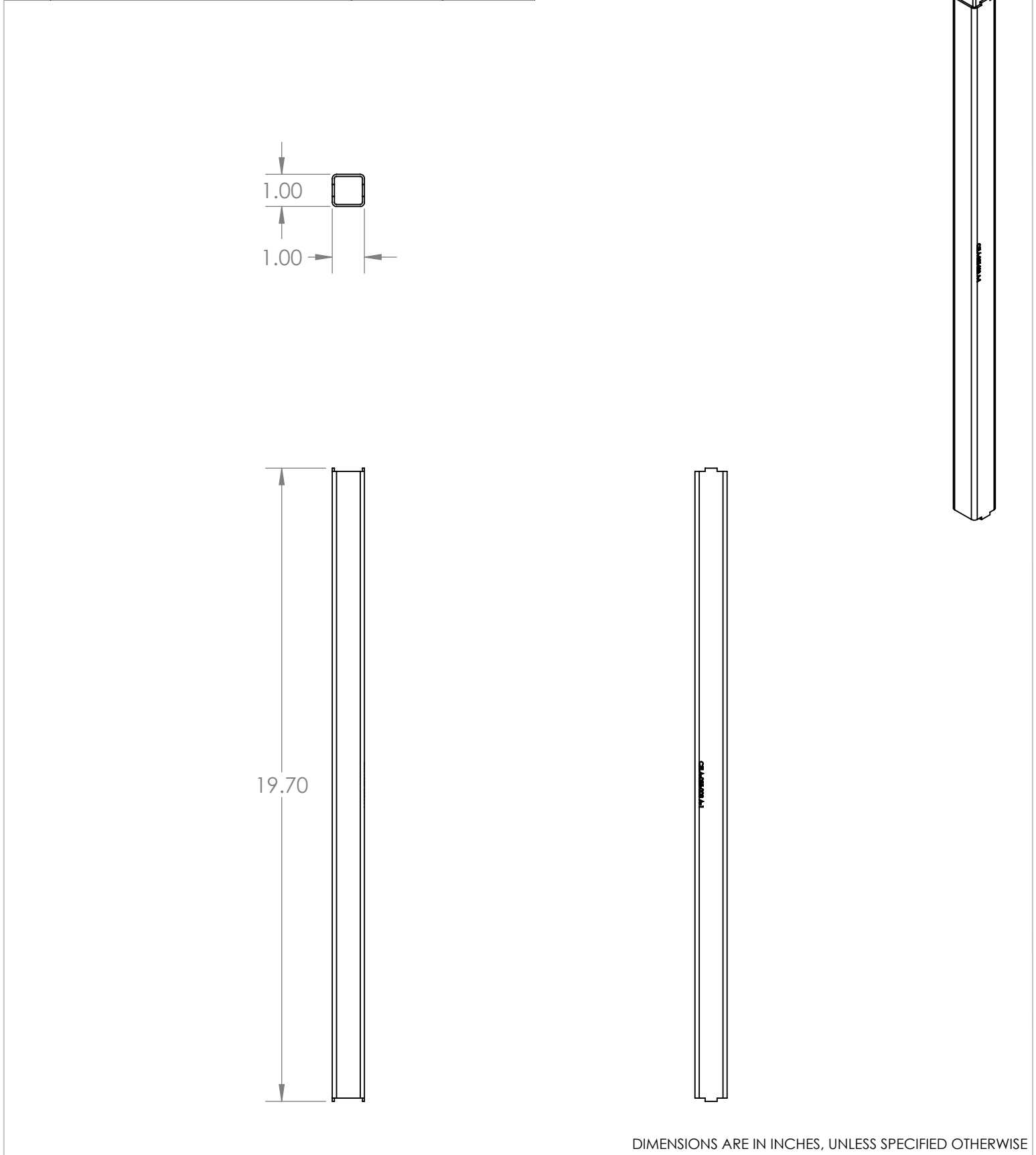
PROPRIETARY AND CONFIDENTIAL : THE INFORMATION CONTAINED IN THIS DRAWING IS THE SOLE PROPERTY OF WELD PROJECTS. ANY REPRODUCTION, IN PART OR AS A WHOLE, WITHOUT WRITTEN PERMISSION OF WELD PROJECTS IS PROHIBITED.

PART # CELA-054-013	MATERIAL SQ_A500_1X1_0.065T
-------------------------------	---------------------------------------

DESCRIPTION :
Headboard Stretcher HS 5

DRAWN BY: MMoreno | 01/11/24 **SHEET 1 OF 1**

REVISIONS			
REV.	DESCRIPTION	DATE	APPROVED



DIMENSIONS ARE IN INCHES, UNLESS SPECIFIED OTHERWISE

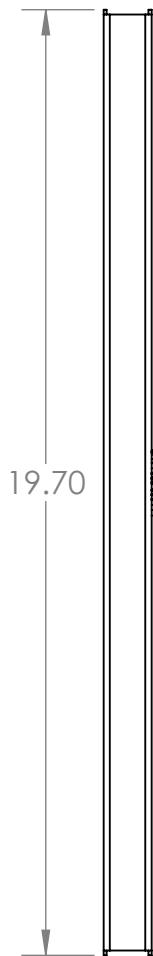
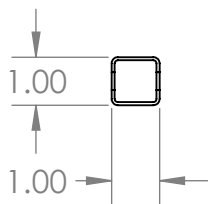


101 INDUSTRIAL CT, CONROE, TX 77301 | PH: 281-238-9652

PROPRIETARY AND CONFIDENTIAL : THE INFORMATION CONTAINED IN THIS DRAWING IS THE SOLE PROPERTY OF WELD PROJECTS. ANY REPRODUCTION, IN PART OR AS A WHOLE, WITHOUT WRITTEN PERMISSION OF WELD PROJECTS IS PROHIBITED.

PART # CELA-055-008	MATERIAL SQ_A500_1X1_0.065T
DESCRIPTION : Headboard Reacher HR 4 No Tabs	
DRAWN BY: MMoreno 01/11/24 SHEET 1 OF 1	

REVISIONS			
REV.	DESCRIPTION	DATE	APPROVED



DIMENSIONS ARE IN INCHES, UNLESS SPECIFIED OTHERWISE

WELD PROJECTS COM

101 INDUSTRIAL CT, CONROE, TX 77301 | PH: 281-238-9652

PROPRIETARY AND CONFIDENTIAL : THE INFORMATION CONTAINED IN THIS DRAWING IS THE SOLE PROPERTY OF WELD PROJECTS. ANY REPRODUCTION, IN PART OR AS A WHOLE, WITHOUT WRITTEN PERMISSION OF WELD PROJECTS IS PROHIBITED.

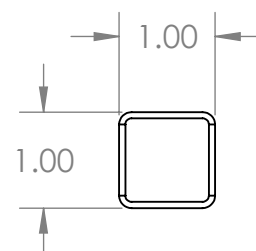
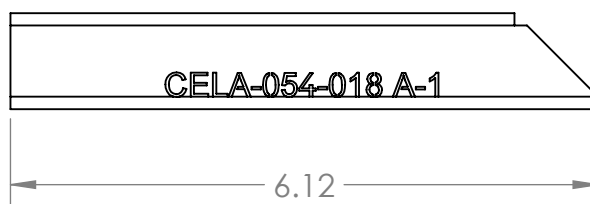
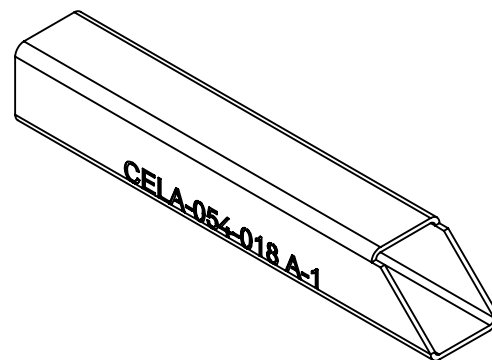

PART #
CELA-055-003

MATERIAL
SQ_A500_1X1_0.065T

DESCRIPTION :
Headboard Reacher HR 4

DRAWN BY: MMoreno | 01/11/24 **SHEET 1 OF 1**

REVISIONS			
REV.	DESCRIPTION	DATE	APPROVED



DIMENSIONS ARE IN INCHES, UNLESS SPECIFIED OTHERWISE



101 INDUSTRIAL CT, CONROE, TX 77301 | PH: 281-238-9652

PROPRIETARY AND CONFIDENTIAL : THE INFORMATION CONTAINED IN THIS DRAWING IS THE SOLE PROPERTY OF WELD PROJECTS. ANY REPRODUCTION, IN PART OR AS A WHOLE, WITHOUT WRITTEN PERMISSION OF WELD PROJECTS IS PROHIBITED.

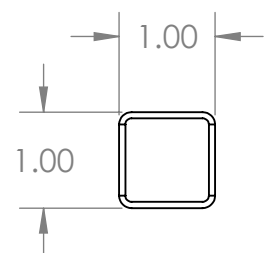
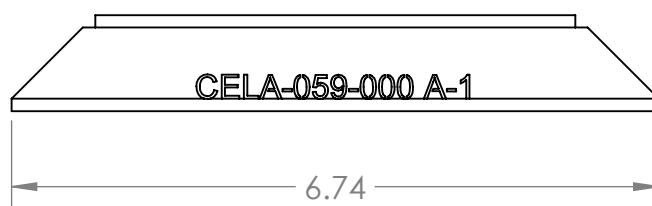
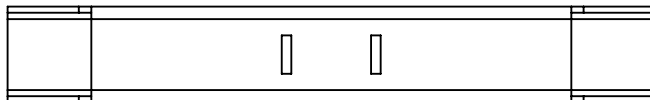
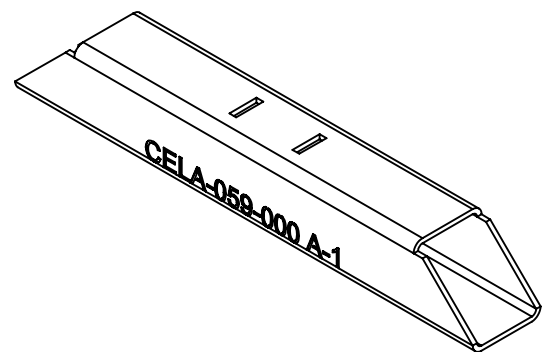
PART #
CELA-054-018

MATERIAL
SQ_A500_1X1_0.065T

DESCRIPTION :
Headboard Stretcher HS 6.25

DRAWN BY: MMoreno | 01/11/24 **SHEET 1 OF 1**

REVISIONS			
REV.	DESCRIPTION	DATE	APPROVED



DIMENSIONS ARE IN INCHES, UNLESS SPECIFIED OTHERWISE

WELD PROJECTS COM

101 INDUSTRIAL CT, CONROE, TX 77301 | PH: 281-238-9652

PROPRIETARY AND CONFIDENTIAL : THE INFORMATION CONTAINED IN THIS DRAWING IS THE SOLE PROPERTY OF WELD PROJECTS. ANY REPRODUCTION, IN PART OR AS A WHOLE, WITHOUT WRITTEN PERMISSION OF WELD PROJECTS IS PROHIBITED.

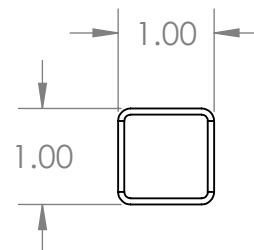
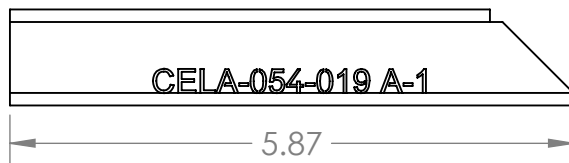

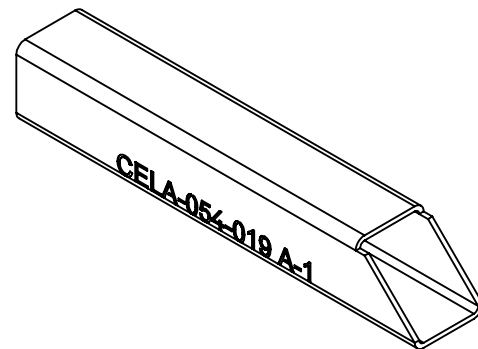
PART #
CELA-059-000

MATERIAL
SQ_A500_1X1_0.065T

DESCRIPTION :
Headboard Double Cut HRC 5

DRAWN BY: MMoreno | 01/11/24 **SHEET 1 OF 1**

REVISIONS			
REV.	DESCRIPTION	DATE	APPROVED



DIMENSIONS ARE IN INCHES, UNLESS SPECIFIED OTHERWISE

WELD PROJECTS COM

101 INDUSTRIAL CT, CONROE, TX 77301 | PH: 281-238-9652

PROPRIETARY AND CONFIDENTIAL : THE INFORMATION CONTAINED IN THIS DRAWING IS THE SOLE PROPERTY OF WELD PROJECTS. ANY REPRODUCTION, IN PART OR AS A WHOLE, WITHOUT WRITTEN PERMISSION OF WELD PROJECTS IS PROHIBITED.

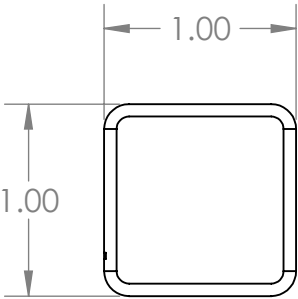
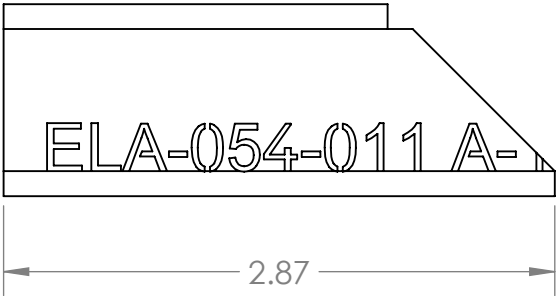
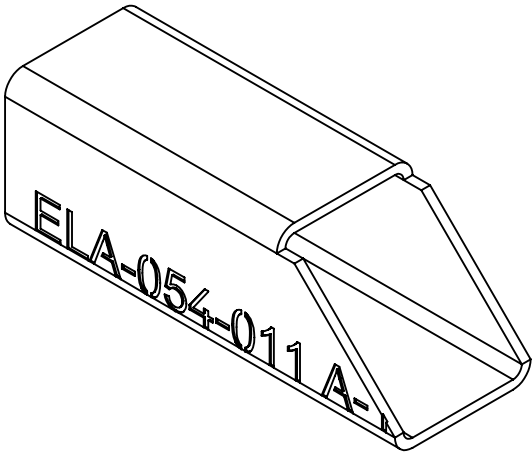

PART #
CELA-054-019

MATERIAL
SQ_A500_1X1_0.065T

DESCRIPTION :
Headboard Stretcher HS 6

DRAWN BY: MMoreno | 01/11/24 **SHEET 1 OF 1**

REVISIONS			
REV.	DESCRIPTION	DATE	APPROVED



DIMENSIONS ARE IN INCHES, UNLESS SPECIFIED OTHERWISE



101 INDUSTRIAL CT, CONROE, TX 77301 | PH: 281-238-9652

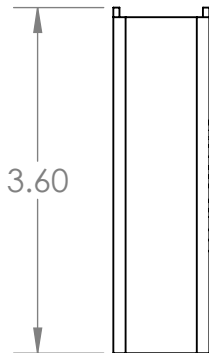
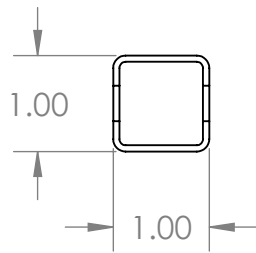

PROPRIETARY AND CONFIDENTIAL : THE INFORMATION CONTAINED IN THIS DRAWING IS THE SOLE PROPERTY OF WELD PROJECTS. ANY REPRODUCTION, IN PART OR AS A WHOLE, WITHOUT WRITTEN PERMISSION OF WELD PROJECTS IS PROHIBITED.

PART # CELA-054-011	MATERIAL SQ_A500_1X1_0.065T
-------------------------------	---------------------------------------

DESCRIPTION :
Headboard Stretcher HS 3

DRAWN BY: MMoreno | 01/11/24 **SHEET 1 OF 1**

REVISIONS			
REV.	DESCRIPTION	DATE	APPROVED



DIMENSIONS ARE IN INCHES, UNLESS SPECIFIED OTHERWISE

WELD PROJECTS COM

101 INDUSTRIAL CT, CONROE, TX 77301 | PH: 281-238-9652

PROPRIETARY AND CONFIDENTIAL : THE INFORMATION CONTAINED IN THIS DRAWING IS THE SOLE PROPERTY OF WELD PROJECTS. ANY REPRODUCTION, IN PART OR AS A WHOLE, WITHOUT WRITTEN PERMISSION OF WELD PROJECTS IS PROHIBITED.

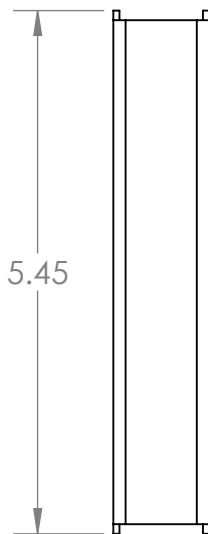
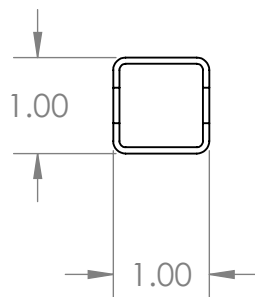
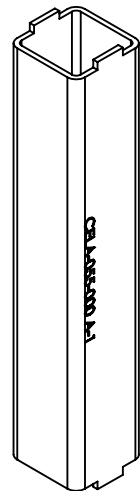
PART #
CELA-055-007

MATERIAL
SQ_A500_1X1_0.065T

DESCRIPTION :
Headboard Reacher HR 3.5

DRAWN BY: MMoreno | 01/11/24 **SHEET 1 OF 1**

REVISIONS			
REV.	DESCRIPTION	DATE	APPROVED



DIMENSIONS ARE IN INCHES, UNLESS SPECIFIED OTHERWISE

WELD PROJECTS COM

101 INDUSTRIAL CT, CONROE, TX 77301 | PH: 281-238-9652

PROPRIETARY AND CONFIDENTIAL : THE INFORMATION CONTAINED IN THIS DRAWING IS THE SOLE PROPERTY OF WELD PROJECTS. ANY REPRODUCTION, IN PART OR AS A WHOLE, WITHOUT WRITTEN PERMISSION OF WELD PROJECTS IS PROHIBITED.

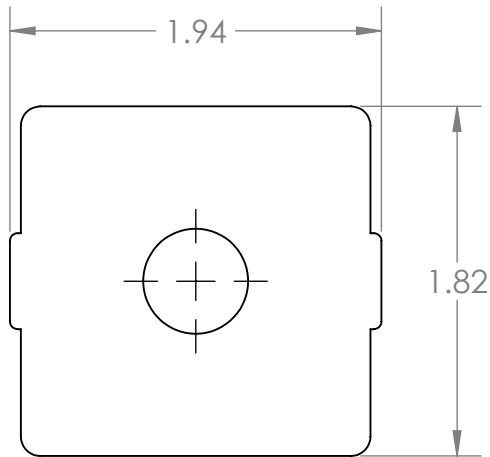
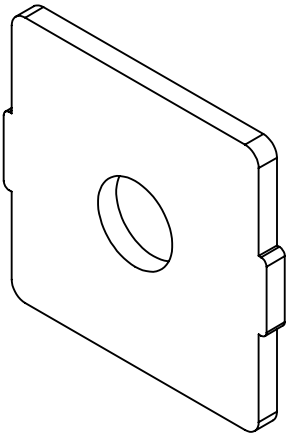
PART #
CELA-055-005

MATERIAL
SQ_A500_1X1_0.065T

DESCRIPTION :
Headboard Reacher HR 6

DRAWN BY: MMoreno | 01/11/24 **SHEET 1 OF 1**

REVISIONS			
REV.	DESCRIPTION	DATE	APPROVED



DIMENSIONS ARE IN INCHES, UNLESS SPECIFIED OTHERWISE



101 INDUSTRIAL CT, CONROE, TX 77301 | PH: 281-238-9652

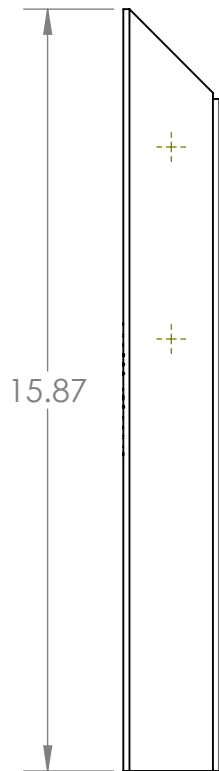
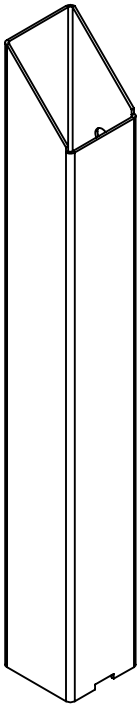
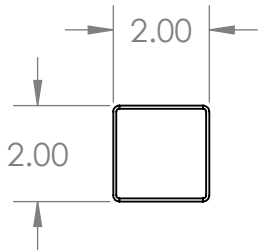
PROPRIETARY AND CONFIDENTIAL : THE INFORMATION CONTAINED IN THIS DRAWING IS THE SOLE PROPERTY OF WELD PROJECTS. ANY REPRODUCTION, IN PART OR AS A WHOLE, WITHOUT WRITTEN PERMISSION OF WELD PROJECTS IS PROHIBITED.

PART # CELA-062-000	MATERIAL SM_A36_0.1345T
-------------------------------	-----------------------------------

DESCRIPTION :
Cela Leg Plate Front

DRAWN BY: MMoreno | 01/15/24 **SHEET 1 OF 1**

REVISIONS			
REV.	DESCRIPTION	DATE	APPROVED



DIMENSIONS ARE IN INCHES, UNLESS SPECIFIED OTHERWISE

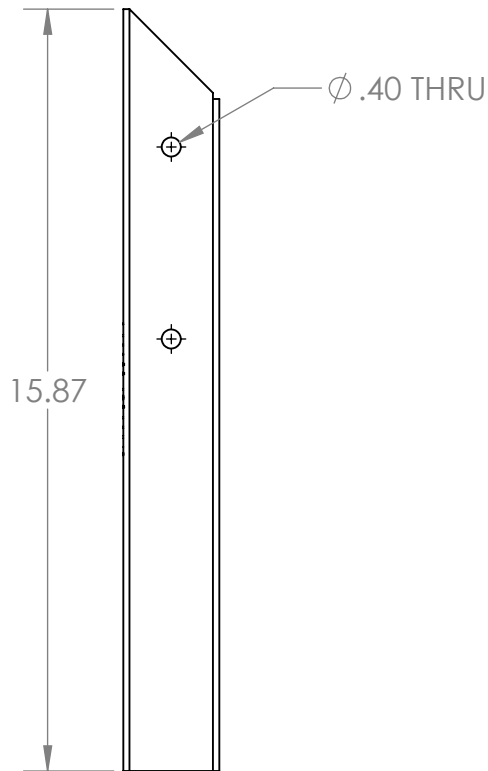
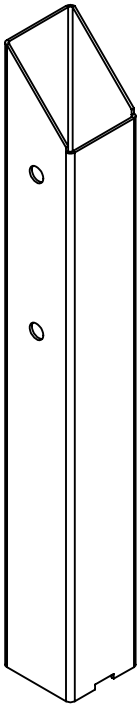
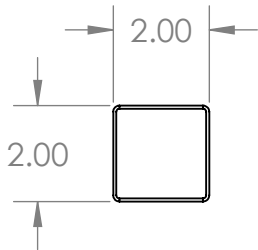


101 INDUSTRIAL CT, CONROE, TX 77301 | PH: 281-238-9652

PROPRIETARY AND CONFIDENTIAL : THE INFORMATION CONTAINED IN THIS DRAWING IS THE SOLE PROPERTY OF WELD PROJECTS. ANY REPRODUCTION, IN PART OR AS A WHOLE, WITHOUT WRITTEN PERMISSION OF WELD PROJECTS IS PROHIBITED.

PART # CELA-057-000	MATERIAL SQ_A500_2X2_0.065T
	DESCRIPTION : Left Front Leg
DRAWN BY: MMoreno 01/11/24 SHEET 1 OF 1	

REVISIONS			
REV.	DESCRIPTION	DATE	APPROVED



DIMENSIONS ARE IN INCHES, UNLESS SPECIFIED OTHERWISE

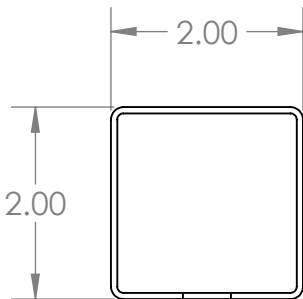
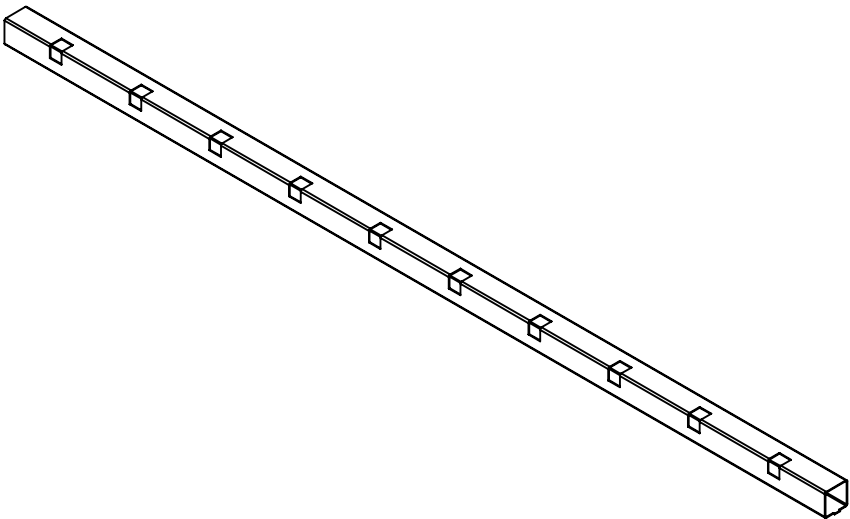


101 INDUSTRIAL CT, CONROE, TX 77301 | PH: 281-238-9652

PROPRIETARY AND CONFIDENTIAL : THE INFORMATION CONTAINED IN THIS DRAWING IS THE SOLE PROPERTY OF WELD PROJECTS. ANY REPRODUCTION, IN PART OR AS A WHOLE, WITHOUT WRITTEN PERMISSION OF WELD PROJECTS IS PROHIBITED.

PART # CELA-057-001	MATERIAL SQ_A500_2X2_0.065T
	DESCRIPTION : Right Front Leg
DRAWN BY: MMoreno 01/11/24	
SHEET 1 OF 1	

REVISIONS			
REV.	DESCRIPTION	DATE	APPROVED



DIMENSIONS ARE IN INCHES, UNLESS SPECIFIED OTHERWISE


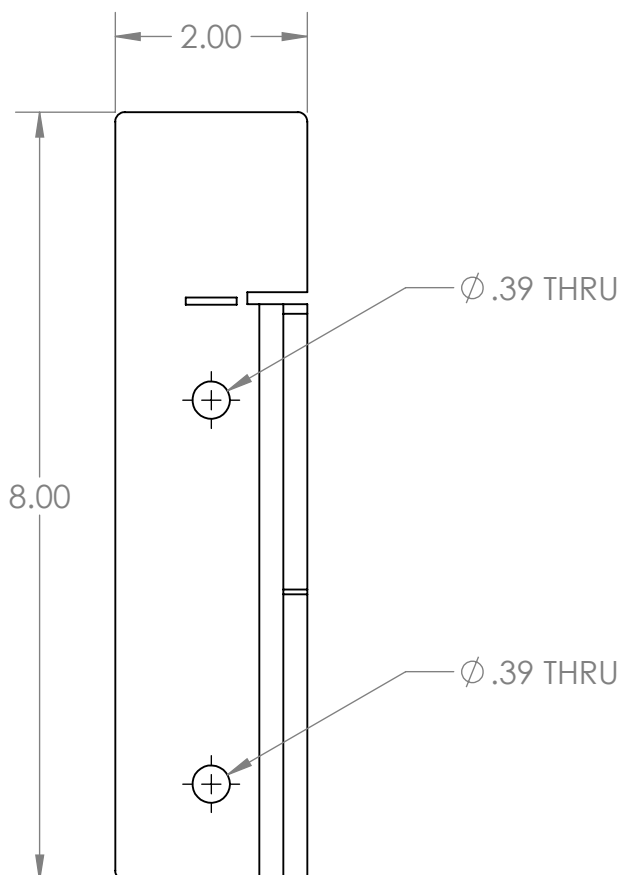
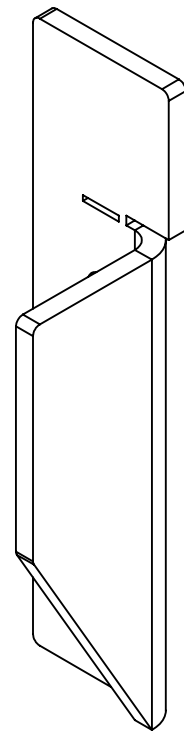


101 INDUSTRIAL CT, CONROE, TX 77301 | PH: 281-238-9652

PROPRIETARY AND CONFIDENTIAL : THE INFORMATION CONTAINED IN THIS DRAWING IS THE SOLE PROPERTY OF WELD PROJECTS. ANY REPRODUCTION, IN PART OR AS A WHOLE, WITHOUT WRITTEN PERMISSION OF WELD PROJECTS IS PROHIBITED.

PART # CELA-060-003	MATERIAL SQ_A500_2X2_0.065T
	DESCRIPTION : Reacher Twin
DRAWN BY: MMoreno 01/11/24	
SHEET 1 OF 1	

REVISIONS			
REV.	DESCRIPTION	DATE	APPROVED



DIMENSIONS ARE IN INCHES, UNLESS SPECIFIED OTHERWISE

WELD PROJECTS COM

101 INDUSTRIAL CT, CONROE, TX 77301 | PH: 281-238-9652

PROPRIETARY AND CONFIDENTIAL : THE INFORMATION CONTAINED IN THIS DRAWING IS THE SOLE PROPERTY OF WELD PROJECTS. ANY REPRODUCTION, IN PART OR AS A WHOLE, WITHOUT WRITTEN PERMISSION OF WELD PROJECTS IS PROHIBITED.


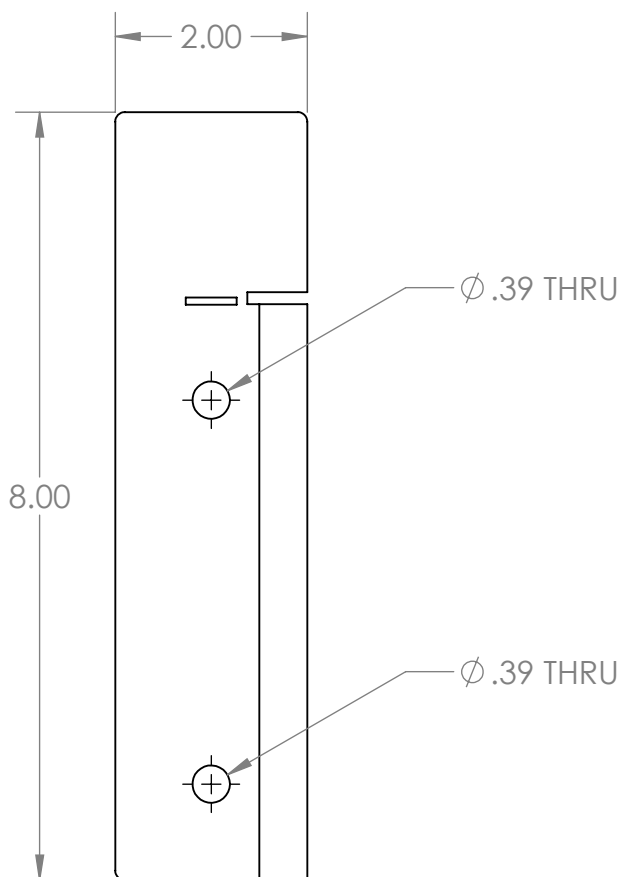
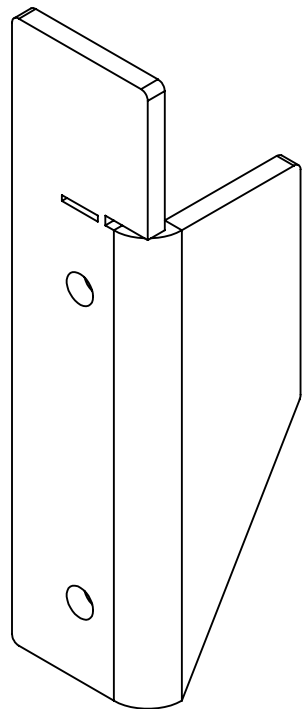
PART #
CELA-061-000

MATERIAL
SM_A36_0.25T

DESCRIPTION :
Side Rail Bracket Right

DRAWN BY: MMoreno | 01/12/24 **SHEET 1 OF 1**

REVISIONS			
REV.	DESCRIPTION	DATE	APPROVED



DIMENSIONS ARE IN INCHES, UNLESS SPECIFIED OTHERWISE

WELD PROJECTS COM

101 INDUSTRIAL CT, CONROE, TX 77301 | PH: 281-238-9652

PROPRIETARY AND CONFIDENTIAL : THE INFORMATION CONTAINED IN THIS DRAWING IS THE SOLE PROPERTY OF WELD PROJECTS. ANY REPRODUCTION, IN PART OR AS A WHOLE, WITHOUT WRITTEN PERMISSION OF WELD PROJECTS IS PROHIBITED.

PART #

CELA-061-001

MATERIAL

SM_A36_0.075T

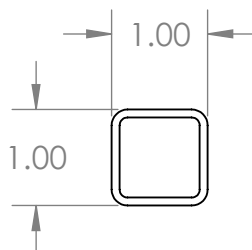
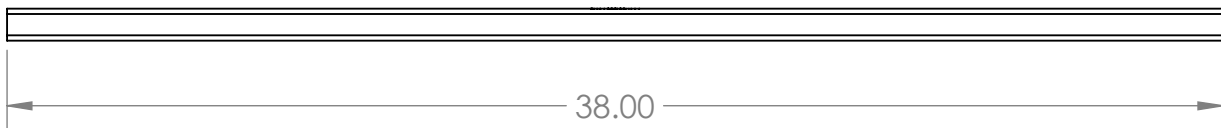

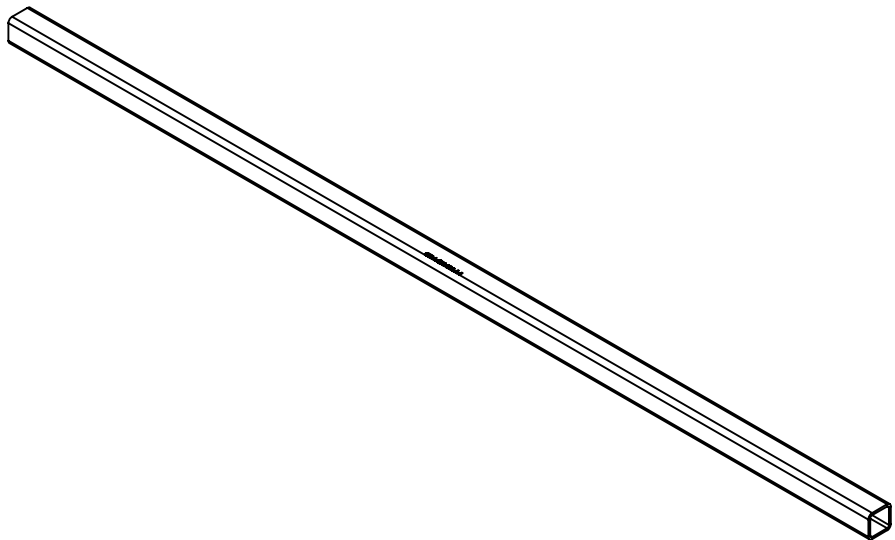
DESCRIPTION :

Side Rail Bracket Left

DRAWN BY: MMoreno | 01/12/24

SHEET 1 OF 1

REVISIONS			
REV.	DESCRIPTION	DATE	APPROVED



DIMENSIONS ARE IN INCHES, UNLESS SPECIFIED OTHERWISE



101 INDUSTRIAL CT, CONROE, TX 77301 | PH: 281-238-9652

PROPRIETARY AND CONFIDENTIAL : THE INFORMATION CONTAINED IN THIS DRAWING IS THE SOLE PROPERTY OF WELD PROJECTS. ANY REPRODUCTION, IN PART OR AS A WHOLE, WITHOUT WRITTEN PERMISSION OF WELD PROJECTS IS PROHIBITED.

PART #
CELA-056-002

MATERIAL
SQ_A500_1X1_0.075T

DESCRIPTION :
Slab Twin

DRAWN BY: MMoreno | 01/11/24 **SHEET 1 OF 1**